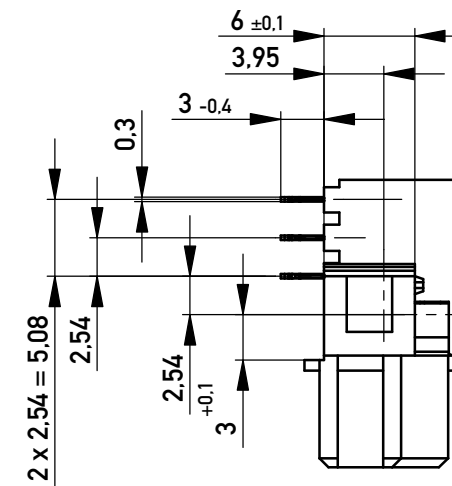
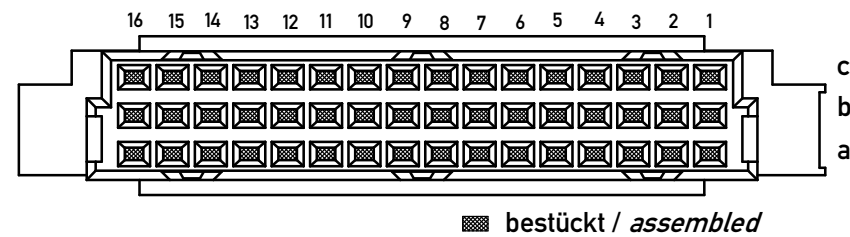


M 1:1



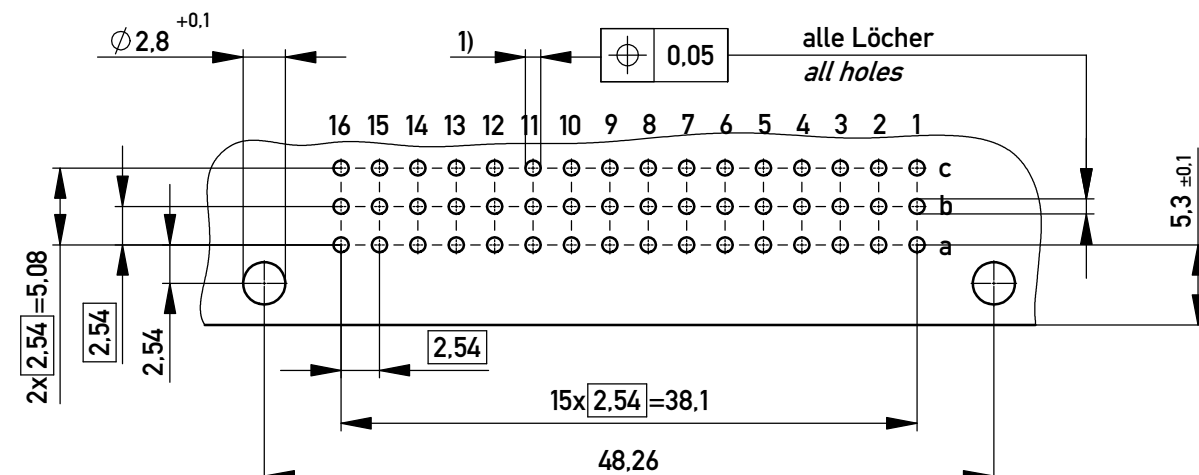
Bestückungsplan / contact layout



Elastische Einpresszone / compliant pressfit zone
 Isolierwerkstoff / housing material : PBT GF 30
 Bauart 7 / type 7
 Anforderungsstufe 2 = 400 Steckzyklen / performance class 2 = 400 mating cycles
 Fehlende Maße und Angaben nach IEC 60 603-2 / DIN EN 60 603-2
 Missing information and dimensions per IEC 60 603-2 / DIN EN 60 603-2
 Schichtaufbau im metallisierten Loch siehe Zeichnung 164062 Nr.6
 diameter of drilled hole see drawing 164062 No.6

- 1) $\phi 1.0^{+0.09}_{-0.06}$ Durchmesser des metallisierten Loches
- $\phi 1.0^{+0.09}_{-0.06}$ Diameter of finished plated-through hole

Leiterplatten-Lochbild / PCB drillhole pattern



Copyright by ERNI Production GmbH & Co. KG
 Proprietary notice pursuant to ISO 16016 to be observed.

Information:		Tolerances	Scale 2:1
All rights reserved. Only for Information. To ensure that this is the latest version of this drawing, please contact one of the ERNI companies before using.		All Dimensions in mm	Designation
www.ERNI.com		Federleiste R/2 48 EE Fem. Connector R/2 48 Pressfit	
a	10.06.2016	354159	
Index	Date	1	
Class		STVR/2	
		A3	