



LOW JITTER PIN CONFIGURABLE CMOS OUTPUT ULTRA MINIATURE PURE SILICON™ CLOCK OSCILLATOR

ASEMCC



Life Size 
3.2 x 2.5 x 0.85 mm

ASEMCC

Moisture Sensitivity Level – MSL 1



RoHS
Compliant

FEATURES:

- Ultra Miniature Pure Silicon™ Clock Oscillator
- Pin Configurable CMOS output
- Low Jitter (Period Jitter RMS 3ps typical)
- Low Integrated Phase Jitter 2ps max
- Tight Stability +/-10ppm -40 to +85C
- Excellent Shock & Vibration Immunity

APPLICATIONS:

- Consumer Electronics
- Storage Area Networks
- SATA, SAS, Fibre Channel
- Passive Optical Networks
- EPON, 10G-EPON, GPON, 10G-PON
- Ethernet
- 1G, 10GBASE-T/KR/LR/SR, and FCoE
- PCI Express

Low Jitter
Pin Configurable
CMOS Output
3G MEMS

STANDARD SPECIFICATIONS:

Pre-programmed Output Frequency Configuration

| Ordering Info | Freq (MHz) | Freq Select Bits [FS1, FS0] – Default is [11] | | | |
|---------------------------|------------------|---|--------|--------|--------------|
| | | 00 | 01 | 10 | 11 |
| Frequency Configuration 1 | f _{OUT} | 27 | 24 | 148.5 | 74.25 |
| Frequency Configuration 2 | f _{OUT} | 155.52 | 106.25 | 156.25 | 125 |
| Frequency Configuration 3 | f _{OUT} | 25 | 75 | 125 | 150 |
| Custom Configuration | f _{OUT} | Contact Abracon for customized configurations | | | |

Frequency select bits [FS1, FS0] are weakly tied high so if left floated, the default setting will be [11] and the device will output the associated frequency highlighted in Bold. If other frequency combinations are required, please contact Abracon for customized configuration. Please see the configurable frequency range in the section 2.0

Key Electrical Specifications

| Parameters | Minimum | Typical | Maximum | Units | Notes |
|--------------------------------------|--|---------------------|---------------------|-------|---|
| Configurable frequency range | 10 | ---- | 170 | MHz | Commercial, Industrial temp range Automotive temp range |
| | 10 | ---- | 100 | | |
| Operating Temperature | -20 | ---- | +70 | °C | See options |
| Storage Temperature | -55 | ---- | +150 | °C | |
| Overall Frequency Stability*1 | -50 | ---- | +50 | ppm | See options |
| Supply Voltage (V _{dd}) | +2.25 | ---- | +3.6 | V | |
| Startup Time | ---- | ---- | 5 | ms | |
| Enable Time | ---- | ---- | 20 | ns | |
| Disable Time | ---- | ---- | 5 | ns | |
| Disable Current | ---- | 21 | 23 | mA | |
| Tri-state Function (Standby/Disable) | "1" (V _{IH} ≥ 0.75*V _{dd}) or Open: Oscillation "0" (V _{IL} < 0.25*V _{dd}) : Hi Z | | | V | 40kΩ pull-up resistor embedded |
| Aging | -5.0 | ---- | +5.0 | ppm | First year |
| Supply Current (I _{dd}) | ---- | 31 | 35 | mA | CL=15pF, 125MHz |
| Output Logic Level | V _{OH} | 0.9*V _{dd} | ---- | V | I=±6mA |
| | V _{OL} | ---- | 0.1*V _{dd} | | |
| Rise Time | Tr | 1.1 | 2.0 | ns | CL=15pF |
| Fall Time | Tf | 1.3 | 2.0 | ns | 20%/80%*VDD |
| Duty Cycle | | 45 | 55 | % | |

*1. Frequency stability includes frequency variations due to initial tolerance, temp. and power supply voltage

ABRACON IS
ISO9001:2008
CERTIFIED




ABRACON
CORPORATION

Visit www.abracon.com for Terms & Conditions of Sale **Revised: 11.17.14**
30332 Esperanza, Rancho Santa Margarita, California 92688
tel 949-546-8000 | fax 949-546-8001 | www.abracon.com

LOW JITTER PIN CONFIGURABLE CMOS OUTPUT ULTRA MINIATURE PURE SILICON™ CLOCK OSCILLATOR

ASEMCC



Life Size
3.2 x 2.5 x 0.85 mm

ASEMCC



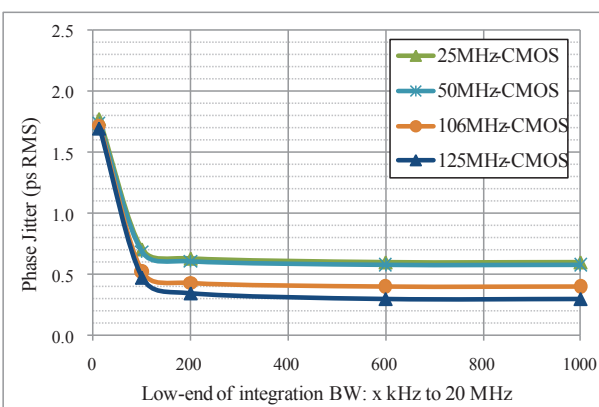
RoHS
Compliant

Key Electrical Specifications (continued)

| Parameters | Minimum | Typical | Maximum | Units | Notes |
|--------------------------------------|---------|---------|---------|-------|---------------------------|
| Period Jitter RMS (J_{PER}) | ---- | 3.0 | ---- | ps | F01=F02= 125MHz |
| Integrated Phase Jitter (J_{PH}) | ---- | 0.30 | 2 | ps | 200kHz ~ 20MHz, 125MHz |
| | ---- | 0.38 | 2 | | 100kHz ~ 20MHz, 125MHz |
| | ---- | 1.70 | 2 | | 12kHz ~ 20MHz, 125MHz |

PHASE JITTER

ABSOLUTE MAXIMUM RATINGS:



| Item | Minimum | Maximum | Unit | Condition |
|-----------------|---------|--------------|------|-----------|
| Supply Voltage | -0.3 | +4.0 | V | |
| Input Voltage | -0.3 | $V_{dd}+0.3$ | V | |
| Junction Temp. | ---- | +150 | °C | |
| Storage Temp. | -55 | +150 | °C | |
| Soldering Temp. | ---- | +260 | °C | 40sec max |
| ESD | | | | |
| HBM | | 4,000 | V | |
| MM | | 200 | | |
| CDM | | 1,500 | | |

OPTIONS AND PART IDENTIFICATION:

(left blank if standard)

ASEMCC□-□-□-□

| Frequency Combination (See table below) |
|--|
| 1: Cfg. 1 |
| 2: Cfg. 2 |
| 3: Cfg. 3 |

| Operating Temp. |
|----------------------|
| Blank: -20°C ~ +70°C |
| L: -40°C ~ +85°C |
| X: -40°C ~ +105°C |
| Z: -55°C ~ +125°C |

*-20°C ~ +70°C, option L, or X only

| Overall Freq. Stability |
|-------------------------|
| Blank: ±50ppm |
| Y: ±10ppm* |
| R: ±25 ppm |

| Packaging |
|--------------------------------|
| Blank: Tube (110pcs / Tube) |
| T: Tape & Reel (1kpcs / reel) |
| T3: Tape & Reel (3kpcs / reel) |
| T5: Tape & Reel (5kpcs / reel) |

| Ordering Info | Freq (MHz) | Freq Select Bits [FS1, FS0] – Default is [11] | | | |
|----------------------|------------|---|--------|--------|--------------|
| | | 00 | 01 | 10 | 11 |
| Configuration 1 | f_{OUT} | 27 | 24 | 148.5 | 74.25 |
| Configuration 2 | f_{OUT} | 155.52 | 106.25 | 156.25 | 125 |
| Configuration 3 | f_{OUT} | 25 | 75 | 125 | 150 |
| Custom Configuration | f_{OUT} | Contact Abracon for customized configurations | | | |

Default condition: Frequency select bits [FS1, FS0] are all left floated. FS1, FS0 are pulled high [11]
Frequency combination and default frequency is customized upon request. Please contact Abracon for the frequency combinations.


ABRACON IS
ISO9001:2008
CERTIFIED



Visit www.abracon.com for Terms & Conditions of Sale **Revised: 11.17.14**
30332 Esperanza, Rancho Santa Margarita, California 92688
tel 949-546-8000 | fax 949-546-8001 | www.abracon.com

LOW JITTER PIN CONFIGURABLE CMOS OUTPUT ULTRA MINIATURE PURE SILICON™ CLOCK OSCILLATOR

ASEMCC



Life Size
3.2 x 2.5 x 0.85 mm

ASEMCC

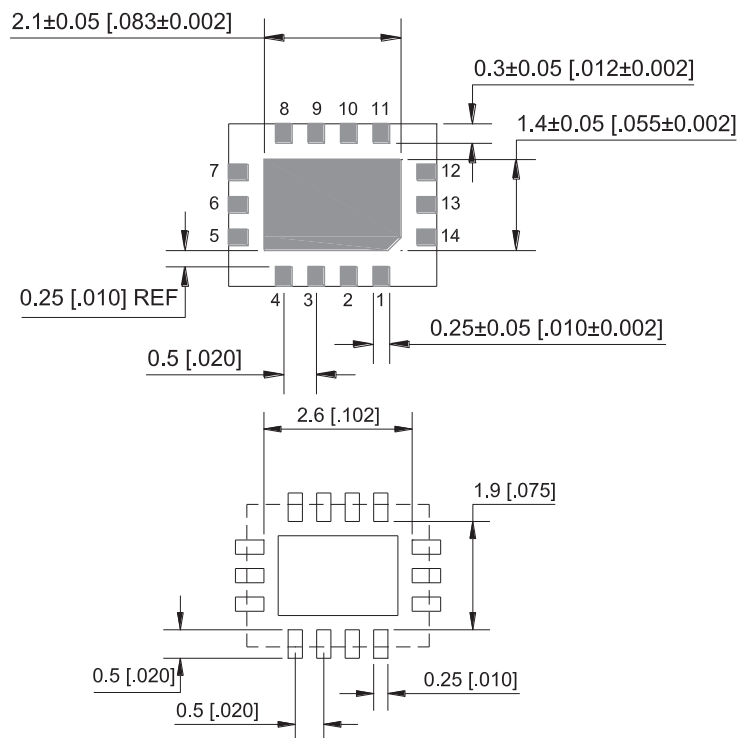
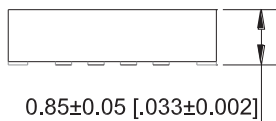
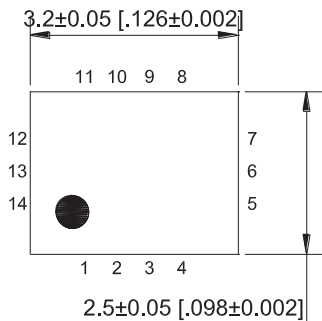


CONFIGURABLE OUTPUT STRENGTH (Tr/Tf)

Output (Tr/Tf) are configurable by the control pins OS2, OS1 and OS0. The combinations are described in the table below.

| | | Output Drive Strength Bits [OS2, OS1, OS0] - Default [111] | | | | | | | |
|---------|--|---|-----|-----|-----|-----|-----|-----|-----|
| | | 000 | 001 | 010 | 011 | 100 | 101 | 110 | 111 |
| Tr (ns) | | 2.1 | 1.7 | 1.6 | 1.4 | 1.3 | 1.3 | 1.2 | 1.1 |
| Tf (ns) | | 2.5 | 2.4 | 2.4 | 2.2 | 1.8 | 1.6 | 1.4 | 1.4 |

MECHANICAL DIMENSIONS



Recommended Land Pattern

| Pin No. | Pin Name | Pin Type | Description |
|---------|----------|----------|--|
| 1 | Enable | I | Enables outputs when high and disables (tri-state) them when low |
| 2 | NC | NA | Leave unconnected or grounded |
| 3 | NC | NA | Leave unconnected or grounded |
| 4 | GND | Power | Ground |
| 5 | FS0 | I | Least significant bit for frequency selection |
| 6 | FS1 | I | Most significant bit for frequency selection |
| 7 | NC | NA | Leave unconnected or grounded |
| 8 | Output1 | O | CMOS output 1 |
| 9 | OS0 | I | Least significant bit for output drive strength selection |
| 10 | OS1 | I | Middle bit for output drive strength selection |
| 11 | NC | NA | Leave unconnected or grounded |
| 12 | VDD2 | Power | Power Supply |
| 13 | VDD | Power | Power Supply |
| 14 | OS2 | I | Most significant bit for output drive strength selection |

Dimensions: mm (inches)


ABRACON IS
ISO9001:2008
CERTIFIED



Visit www.abracon.com for Terms & Conditions of Sale **Revised: 11.17.14**
30332 Esperanza, Rancho Santa Margarita, California 92688
tel 949-546-8000 | fax 949-546-8001 | www.abracon.com

LOW JITTER PIN CONFIGURABLE CMOS OUTPUT ULTRA MINIATURE PURE SILICON™ CLOCK OSCILLATOR

ASEMCC

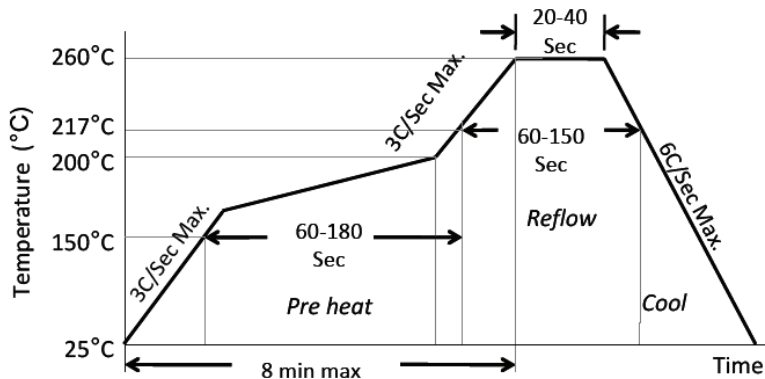


Life Size
3.2 x 2.5 x 0.85 mm

ASEMCC

Pb RoHS
Compliant

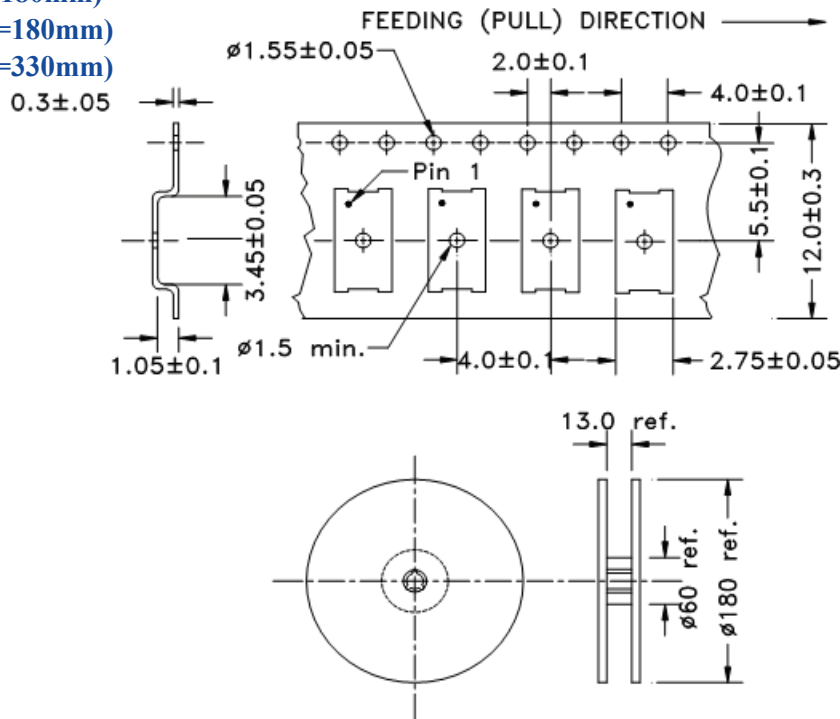
REFLOW PROFILE



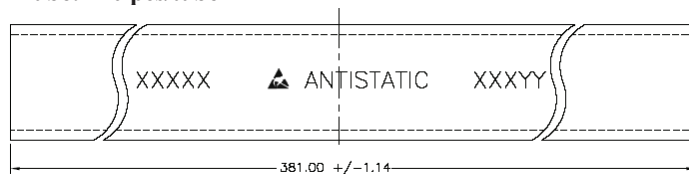
| | |
|-----------------------------------|--------------|
| Ramp-Up Rate (200°C to Peak Temp) | 3°C/Sec Max. |
| Preheat Time 150°C to 200°C | 60-180 Sec |
| Time maintained above 217°C | 60-150 Sec |
| Peak Temperature | 255-260°C |
| Time within 5°C of actual Peak | 20-40 Sec |
| Ramp-Down Rate | 6°C/Sec Max. |
| Time 25°C to Peak Temperature | 8 min Max. |

TAPE & REEL:

T= 1,000pcs/reel (D=180mm)
T3= 3,000pcs/reel (D=180mm)
T5= 5,000pcs/reel (D=330mm)



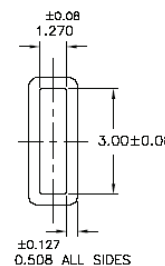
Tube: 110 pcs/tube



Unit orientation in tube:



Dimensions: mm



ATTENTION: Abracon Corporation's products are COTS – Commercial-Off-The-Shelf products; suitable for Commercial, Industrial and, where designated, Automotive Applications. Abracon's products are not specifically designed for Military, Aviation, Aerospace, Life-dependant Medical applications or any application requiring high reliability where component failure could result in loss of life and/or property. For applications requiring high reliability and/or presenting an extreme operating environment, written consent and authorization from Abracon Corporation is required. Please contact Abracon Corporation for more information.

ABRACON IS
ISO9001:2008
CERTIFIED



Visit www.abracon.com for Terms & Conditions of Sale **Revised: 11.17.14**
30332 Esperanza, Rancho Santa Margarita, California 92688
tel 949-546-8000 | fax 949-546-8001 | www.abracon.com