

**Chip Inductor AWP Series**

**Automotive  
AEC-Q200**

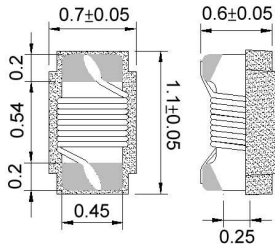
RoHS Compliant  
Halogen Free  
REACH Compliant



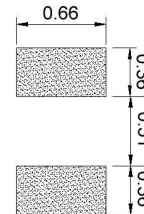
- RF  
Circuit
- Unshield
- Wire  
Wound
- Ceramic
- High  
Q

**Part Numbering**

A	WHP	00	110706	10N	H	00
Grade	Series Name	Control Code	Dimensions Code (mm)	Inductance (nH)	Tolerance	Internal Code
			110706 1.1x0.7x0.6	3N3 3.3	B ±0.1nH	
			161008 1.6x1x0.82	10N 10	C ±0.2nH	
				R10 100	G ±2%	
					H ±3%	
					J ±5%	

**AWHP00110706 Type**
**■ Dimensions**


unit:mm

**■ Recommended Land Pattern**


unit:mm

**■ Electrical Characteristics**

Part No.	Inductance (nH)	L/Q Test		Q Typ.	SRF (MHz)Typ.	RDC (Ω)Max.	I <sub>rms</sub> (mA)Max.	Tolerance
		Freq. (MHz)						
AWHP001107061N0□00	1	250/250		18	16000	0.03	2300	0.1nH,5
AWHP001107062N0□00	2	250/250		18	15200	0.038	2100	0.2nH,5
AWHP001107062N2□00	2.2	250/250		25	15100	0.045	2100	0.2nH,5
AWHP001107062N4□00	2.4	250/250		25	14000	0.045	2000	0.2nH,5
AWHP001107062N7□00	2.7	250/250		20	13000	0.09	1500	0.2nH,5
AWHP001107063N3□00	3.3	250/250		20	12800	0.05	1700	2,3,5
AWHP001107063N6□00	3.6	250/250		28	11700	0.065	1700	2,3,5
AWHP001107063N9□00	3.9	250/250		28	9500	0.065	1700	2,3,5
AWHP001107064N3□00	4.3	250/250		22	7150	0.06	1600	2,3,5
AWHP001107064N7□00	4.7	250/250		18	6850	0.115	1500	2,3,5
AWHP001107065N1□00	5.1	250/250		20	6800	0.125	1200	2,3,5
AWHP001107065N6□00	5.6	250/250		28	6800	0.07	1600	2,3,5
AWHP001107066N2□00	6.2	250/250		25	5800	0.07	1600	2,3,5
AWHP001107066N8□00	6.8	250/250		25	5800	0.095	1500	2,3,5
AWHP001107067N5□00	7.5	250/250		25	5400	0.13	1400	2,3,5
AWHP001107068N2□00	8.2	250/250		30	5400	0.08	1500	2,3,5
AWHP001107068N7□00	8.7	250/250		30	5000	0.085	1500	2,3,5
AWHP001107069N0□00	9	250/250		28	5000	0.09	1400	2,3,5
AWHP001107069N5□00	9.5	250/250		30	4700	0.095	1400	2,3,5
AWHP0011070610N□00	10	250/250		30	4700	0.12	1300	2,3,5
AWHP0011070611N□00	11	250/250		30	4700	0.095	1400	2,3,5
AWHP0011070612N□00	12	250/250		25	4400	0.11	1200	2,3,5
AWHP0011070613N□00	13	250/250		30	4200	0.14	870	2,3,5
AWHP0011070615N□00	15	250/250		30	3900	0.13	1100	2,3,5
AWHP0011070616N□00	16	250/250		30	3700	0.15	850	2,3,5
AWHP0011070618N□00	18	250/250		30	3550	0.16	900	2,3,5
AWHP0011070619N□00	19	250/250		30	3500	0.175	850	2,3,5
AWHP0011070620N□00	20	250/250		30	3500	0.22	780	2,3,5
AWHP0011070621N□00	21	250/250		30	1700	0.36	450	2,3,5
AWHP0011070622N□00	22	250/250		30	3300	0.21	800	2,3,5
AWHP0011070623N□00	23	250/250		30	3150	0.21	700	2,3,5

**Note: When ordering, please specify tolerance code. Tolerance: B=±0.1nH / C=±0.2nH / G=±2% / H=±3% / J=±5%**

1. Operating temperature range - 40°C ~ 125°C(Including self - temperature rise)

2. I<sub>rms</sub> for a 15°C temperature rise from 25°C ambient.

3. Measure Equipment:

L & Q: Agilent E4991A+Agilent HP16197A

SRF: Agilent HP8753D/Agilent E4991A

RDC: Chroma 16502

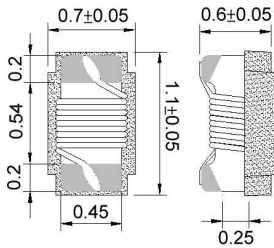
I<sub>rms</sub>: HP4284A+HP42841A/HP4285A+HP42841A

## Chip Inductor AWHP Series

**Automotive  
AEC-Q200**

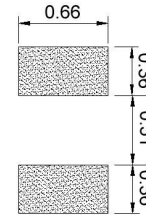
### AWHP00110706 Type

#### ■ Dimensions



unit:mm

#### ■ Recommended Land Pattern



unit:mm

#### ■ Electrical Characteristics

Part No.	Inductance (nH)	L/Q Test Freq. (MHz)	Q Typ.	SRF (MHz)Typ.	RDC (Ω)Max.	I <sub>rms</sub> (mA)Max.	Tolerance
AWHP0011070624N□00	24	250/250	30	3150	0.26	700	2,3,5
AWHP0011070625N□00	25	250/250	30	3150	0.31	700	2,3,5
AWHP0011070626N□00	26	250/250	30	3150	0.275	700	2,3,5
AWHP0011070627N□00	27	250/250	30	3200	0.3	450	2,3,5
AWHP0011070630N□00	30	250/250	30	2900	0.35	450	2,3,5
AWHP0011070633N□00	33	250/250	30	2800	0.38	490	2,3,5
AWHP0011070636N□00	36	250/250	30	2800	0.48	480	2,3,5
AWHP0011070637N□00	37	250/250	30	2700	0.49	470	2,3,5
AWHP0011070639N□00	39	250/250	30	2600	0.52	450	2,3,5
AWHP0011070640N□00	40	250/250	30	2600	0.52	450	2,3,5
AWHP0011070643N□00	43	250/250	29	2500	0.72	450	2,3,5
AWHP0011070647N□00	47	250/250	30	2400	0.72	420	2,3,5
AWHP0011070647N□00	47	250/250	30	2400	0.72	420	2,3,5
AWHP0011070651N□00	51	250/250	30	2300	0.98	360	2,3,5

**Note: When ordering, please specify tolerance code. Tolerance: B=±0.1nH / C=±0.2nH / G=±2% / H=±3% / J=±5%**

1. Operating temperature range - 40°C ~ 125°C(Including self - temperature rise)
2. I<sub>rms</sub> for a 15°C temperature rise from 25°C ambient.
3. Measure Equipment:

L & Q: Agilent E4991A+Agilent HP16197A

SRF: Agilent HP8753D/Agilent HP8722ES

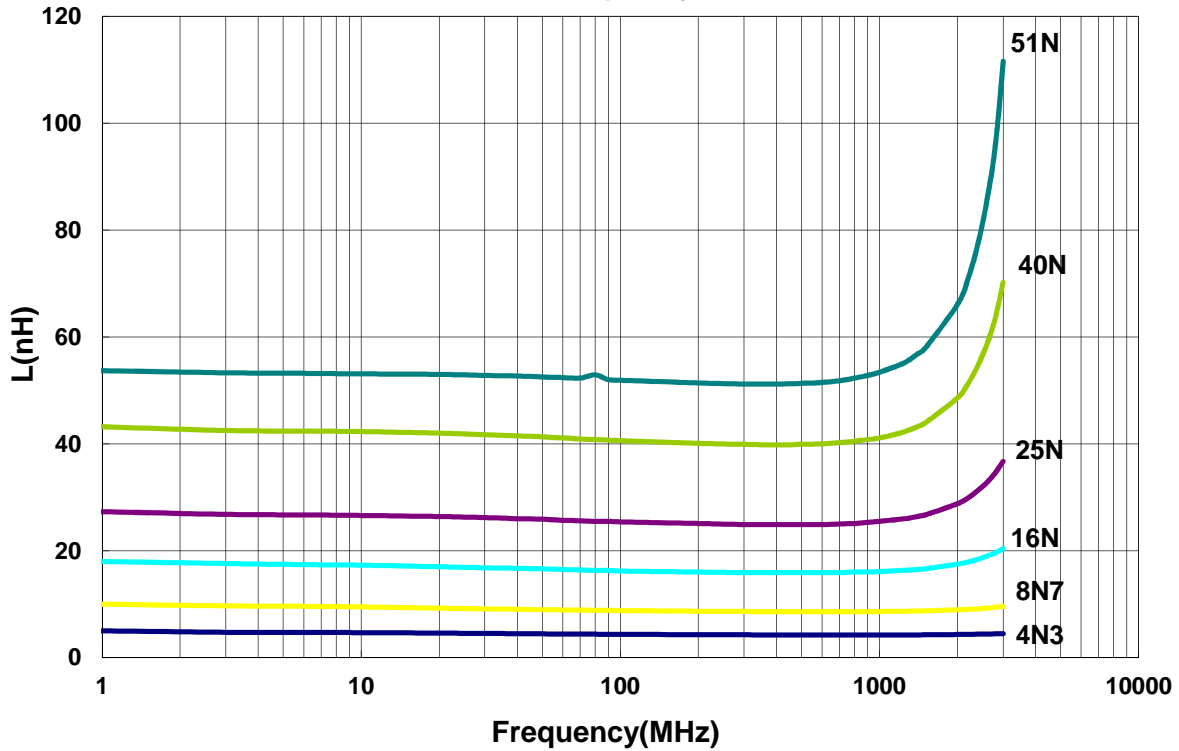
RDC:Chroma 16502

I<sub>rms</sub>: HP4284A+HP42841A/HP4285A+HP42841A

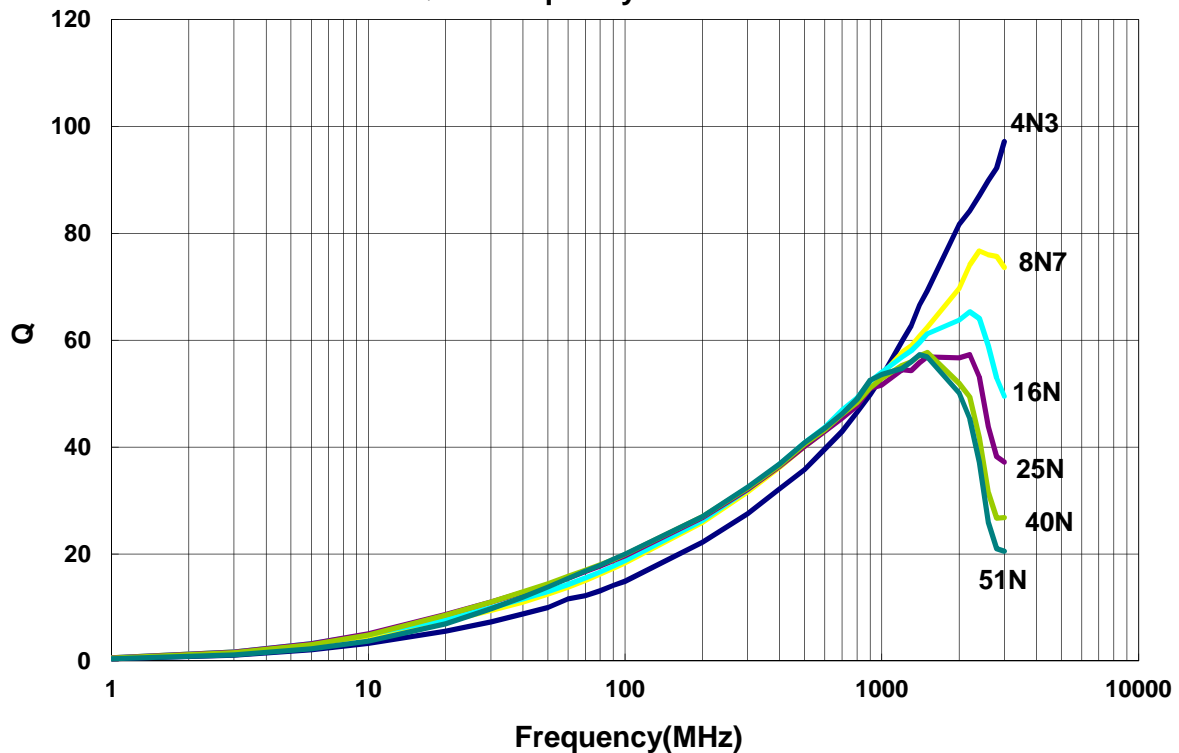
**AWHP00110706 Type**

**Characteristics Graph**

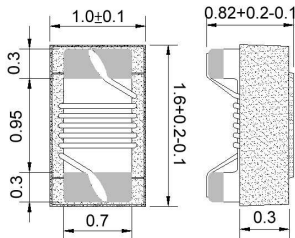
**Inductance vs. Frequency Characteristics**



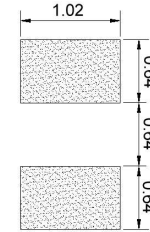
**Q vs. Frequency Characteristics**



Please be sure to request approval specifications that provide further details of the products. Kindly note that the content of these specifications are subject to change or may be discontinued without prior notice. This product may not be designed/used in medical or high risk applications without Chilisin approval. Please contact our sales department before ordering.

**AWHP00161008 Type**
**■ Dimensions**


unit:mm

**■ Recommended Land Pattern**


unit:mm

**■ Electrical Characteristics**

Part No.	Inductance (nH)	L/Q Test		Q Typ.	SRF (MHz)Typ.	RDC ( $\Omega$ )Max.	I <sub>rms</sub> (mA)Max.	Tolerance
		Freq. (MHz)						
AWHP001610081N8□00	1.8	250/250		23	16000	0.033	2100	5
AWHP001610082N2□00	2.2	250/250		13	15000	0.182	900	5
AWHP001610083N9□00	3.9	250/250		26	7500	0.062	1600	5
AWHP001610084N3□00	4.3	250/250		26	7500	0.088	1300	3,5
AWHP001610084N7□00	4.7	250/250		25	7900	0.13	1100	3,5
AWHP001610086N8□00	6.8	250/250		40	5800	0.065	1400	3,5
AWHP001610087N2□00	7.2	250/250		32	5400	0.1	1400	3,5
AWHP001610087N5□00	7.5	250/250		32	5300	0.1	1300	3,5
AWHP0016100811N□00	11	250/250		41	4100	0.086	1400	3,5
AWHP0016100815N□00	15	250/250		42	3600	0.11	1200	3,5
AWHP0016100816N□00	16	250/250		40	3500	0.125	1100	3,5
AWHP0016100822N□00	22	250/250		40	3150	0.195	850	3,5
AWHP0016100823N□00	23	250/250		40	3000	0.15	850	3,5
AWHP0016100824N□00	24	250/250		42	2950	0.125	1100	3,5
AWHP0016100827N□00	27	250/250		42	2800	0.2	780	3,5
AWHP0016100830N□00	30	250/250		49	2800	0.13	920	3,5
AWHP0016100833N□00	33	250/250		45	2700	0.17	680	3,5
AWHP0016100836N□00	36	250/250		44	2500	0.225	720	3,5
AWHP0016100839N□00	39	250/250		48	2450	0.19	680	3,5
AWHP0016100843N□00	43	250/250		45	2450	0.225	810	3,5
AWHP0016100847N□00	47	200/250		43	2300	0.24	680	3,5
AWHP0016100851N□00	51	200/250		42	2300	0.28	660	3,5
AWHP0016100856N□00	56	200/250		43	2200	0.3	610	3,5
AWHP0016100868N□00	68	200/250		43	2000	0.33	600	3,5
AWHP0016100872N□00	72	150/250		37	1900	0.42	550	3,5
AWHP0016100875N□00	75	150/250		37	1900	0.52	500	3,5
AWHP0016100882N□00	82	150/250		38	1800	0.46	510	3,5
AWHP0016100891N□00	91	150/250		45	1650	0.58	440	3,5
AWHP00161008R10□00	100	150/250		49	1700	0.54	470	3,5
AWHP00161008R11□00	110	150/250		47	1600	0.62	440	3,5

**Note: When ordering, please specify tolerance code. Tolerance: H=±3% / J=±5%**

1. Operating temperature range - 40°C ~ 125°C(Including self - temperature rise)
2. I<sub>rms</sub> for a 15°C temperature rise from 25°C ambient.
3. Measure Equipment:

L & Q: Agilent E4991A+Agilent HP16197A

SRF: Agilent HP8753D/Agilent HP8722ES

RDC: Chroma 16502

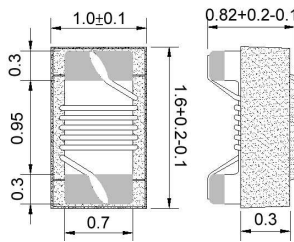
I<sub>rms</sub>: HP4284A+HP42841A/HP4285A+HP42841A

## Chip Inductor AWHP Series

Automotive  
AEC-Q200

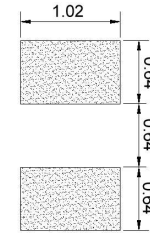
### AWCS00161008 Type

#### ■ Dimensions



unit:mm

#### ■ Recommended Land Pattern



unit:mm

#### ■ Electrical Characteristics

Part No.	Inductance (nH)	L/Q Test Freq. (MHz)	Q Typ.	SRF (MHz)Typ.	RDC ( $\Omega$ )Max.	I <sub>rms</sub> (mA)Max.	Tolerance
AWHP00161008R12□00	120	150/250	47	1550	0.72	420	3,5
AWHP00161008R15□00	150	150/250	47	1350	1.15	390	3,5
AWHP00161008R18□00	180	100/250	48	1300	1.5	310	3,5
AWHP00161008R20□00	200	100/250	47	1250	2	280	3,5
AWHP00161008R21□00	210	100/250	48	1200	2	280	3,5
AWHP00161008R22□00	220	100/250	47	1100	2	280	3,5
AWHP00161008R25□00	250	100/250	45	1050	3	240	3,5
AWHP00161008R27□00	270	100/250	46	1050	2.25	260	3,5
AWHP00161008R30□00	300	100/250	47	990	2.8	220	3,5
AWHP00161008R33□00	330	100/250	46	930	3.6	180	3,5
AWHP00161008R36□00	360	100/250	47	930	4	170	3,5
AWHP00161008R39□00	390	100/250	47	880	4	170	3,5

**Note: When ordering, please specify tolerance code. Tolerance: H=±3% / J=±5%**

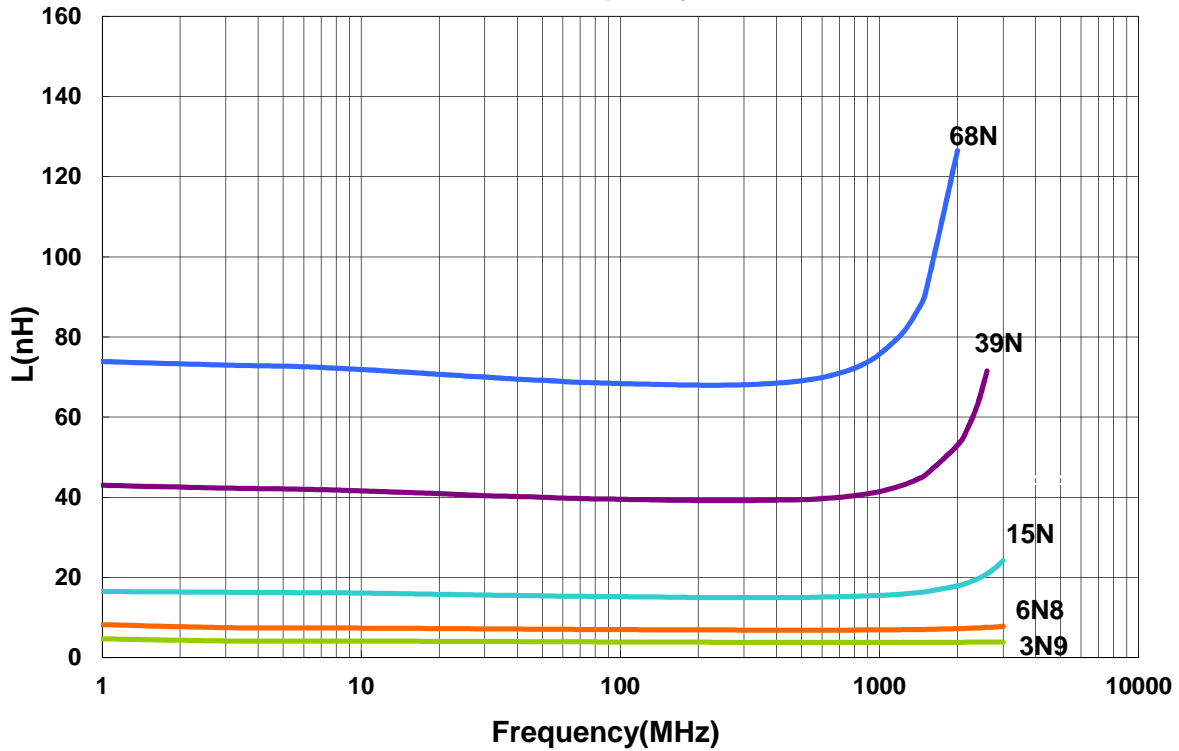
- Operating temperature range - 40°C ~ 125°C(Including self - temperature rise)
- I<sub>rms</sub> for a 15°C temperature rise from 25°C ambient.
- Measure Equipment:

L & Q: Agilent E4991A+Agilent HP16197A  
 SRF: Agilent HP8753D/Agilent HP8722ES  
 RDC: Chroma 16502  
 I<sub>rms</sub>: HP4284A+HP42841A/HP4285A+HP42841A

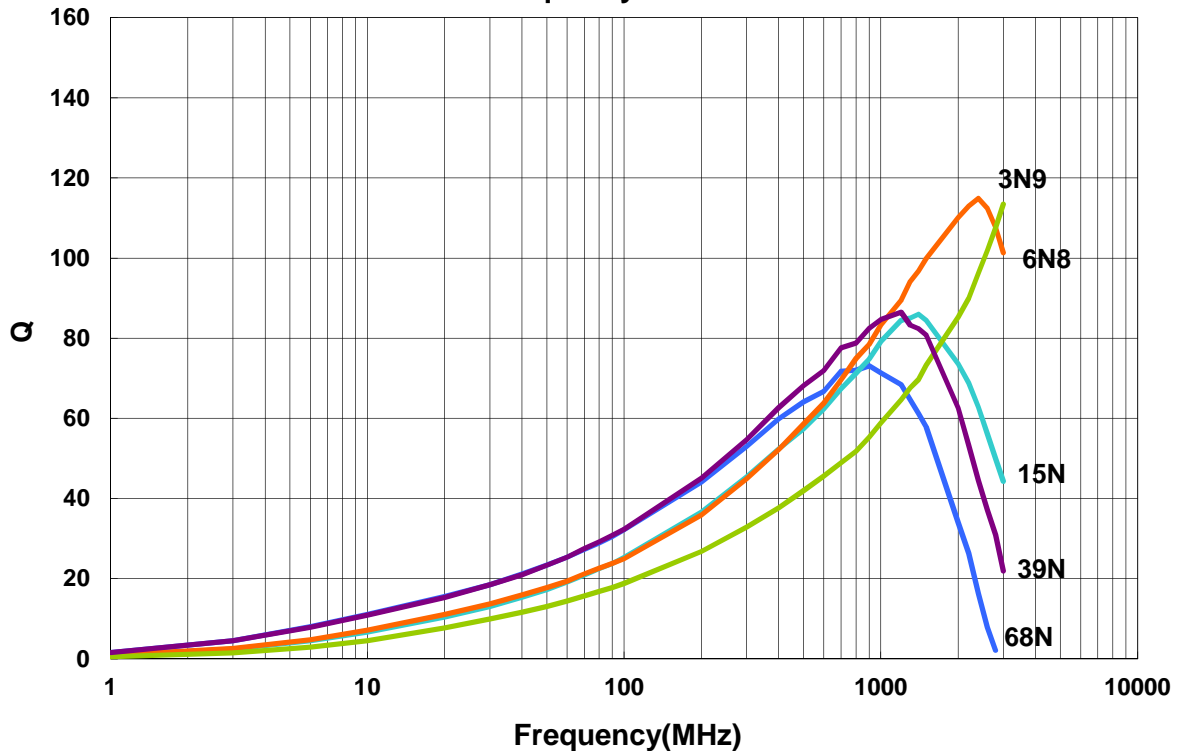
**AWHP00161008 Type**

**Characteristics Graph**

**Inductance vs. Frequency Characteristics**



**Q vs. Frequency Characteristics**

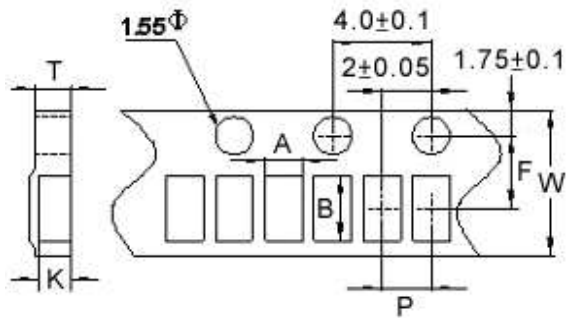


Please be sure to request approval specifications that provide further details of the products. Kindly note that the content of these specifications are subject to change or may be discontinued without prior notice. This product may not be designed/used in medical or high risk applications without Chilisin approval. Please contact our sales department before ordering.

**■ Packaging**

**Tape Dimensions**

Figure 1



**Tape Material**

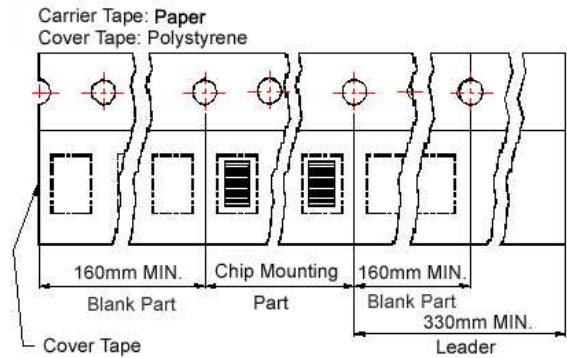
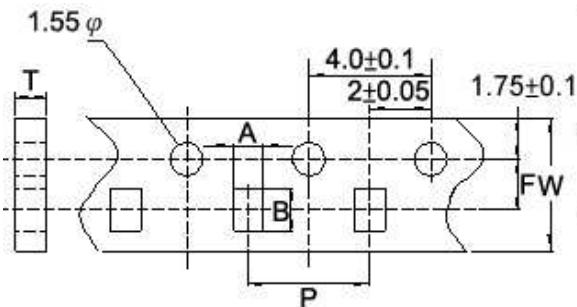
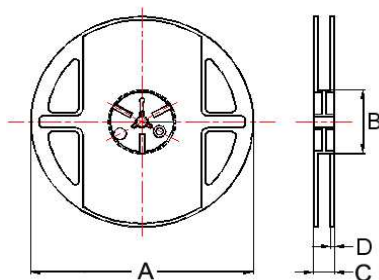


Figure 2



**Reel Dimensions**



**Dimensions in mm**

TYPE	Fig.	Tape Dimensions							Reel Dimensions				Quantity PCS / Reel
		A	B	T	W	P	F	K	A	B	C	D	
AWHP00110706	1	0.8	1.20	0.75	8	2	3.5	0.62	178	60	12	1.5	4000
AWHP00161008	2	1.23	1.90	1.05	8	4	3.5	-	178	60	12	1.5	4000

Please be sure to request approval specifications that provide further details of the products. Kindly note that the content of these specifications are subject to change or may be discontinued without prior notice. This product may not be designed/used in medical or high risk applications without Chilisin approval. Please contact our sales department before ordering.