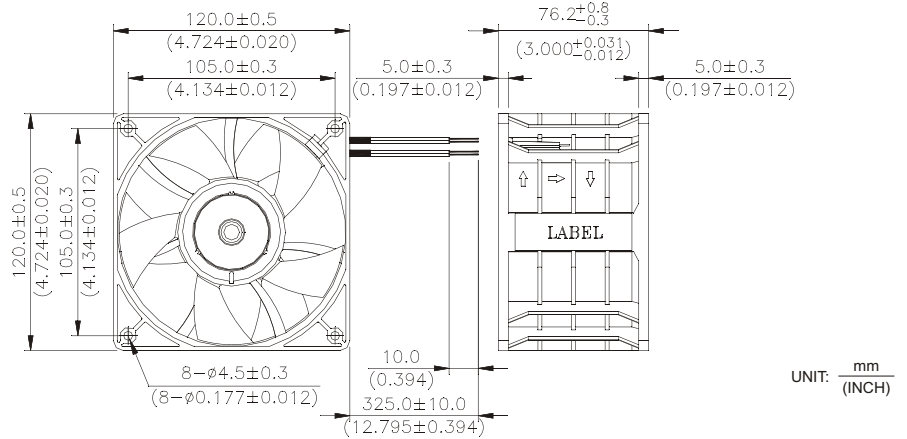


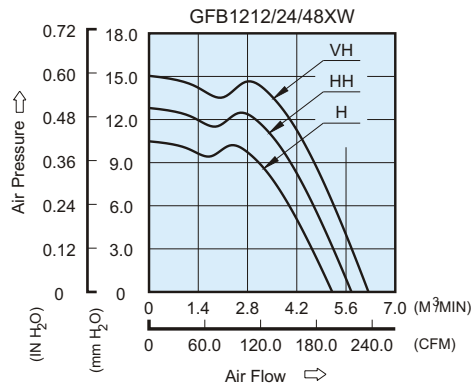
GFB 120 x 120 x 76.2 MM SERIES

DIMENSIONS DRAWING

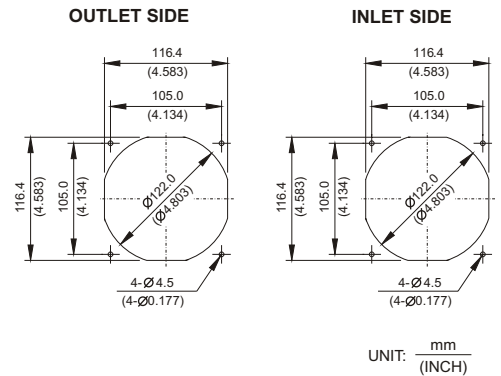


- * Bearing Type
Ball Bearings
- * Material
Impeller & Frame : Plastic(UL 94V-0)
- * Lead Wires :
UL 1061 AWG #24 OR Equivalent
Red Wire Positive(+)
Black Wire Negative(-)
- * Weight : 570g (20.10 OZ)

P & Q CURVE (AT RATED VOLTAGE)



MOUNTING PANEL CUTOUT



MODEL		Rated Voltage	Operating Voltage Range	Rated Current	Rated Input Power	Speed (Front /Rear)	Maximum Air Flow		Maximum Air Pressure		Noise
PART NO.	FUNCTION	VDC	VDC	Amp	Watt	R.P.M.	m ³ /min	CFM	mmH ₂ O	IN H ₂ O	dB-A
GFB1212HW	-R00 / -F00	12	7.0 to 13.2	1.44	17.28	2950/2750	5.208	183.92	10.48	0.413	55.5
GFB1224HW	-R00 / -F00	24	14.0 to 26.4	0.68	16.32						
GFB1248HW	-R00 / -F00	48	28.0 to 53.0	0.39	18.72						
GFB1212HHW	-R00 / -F00	12	7.0 to 13.2	1.89	22.68	3250/3000	5.755	203.24	12.80	0.504	57.0
GFB1224HHW	-R00 / -F00	24	14.0 to 26.4	0.95	22.80						
GFB1248HHW	-R00 / -F00	48	28.0 to 53.0	0.55	26.40						
GFB1212VHW	-R00 / -F00	12	7.0 to 13.2	2.65	31.80	3550/3200	6.238	220.29	15.04	0.592	59.0
GFB1224VHW	-R00 / -F00	24	14.0 to 26.4	1.21	29.04						
GFB1248VHW	-R00 / -F00	48	28.0 to 53.0	0.62	29.76						

* Function type is optional.
 * The max. air flow and the speed are measured in free air ; max. air pressure is measured at zero air flow.
 * Noise is measured in anechoic chamber in free air, one meter from intake side.
 * All readings are typical values at rated voltage.
 * Specifications are subject to change without notice.