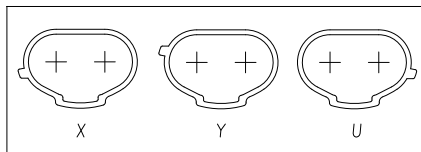
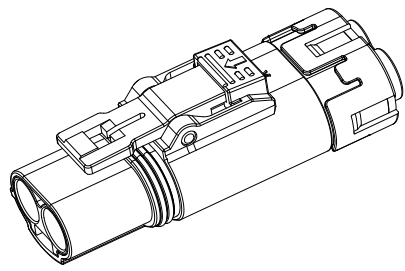
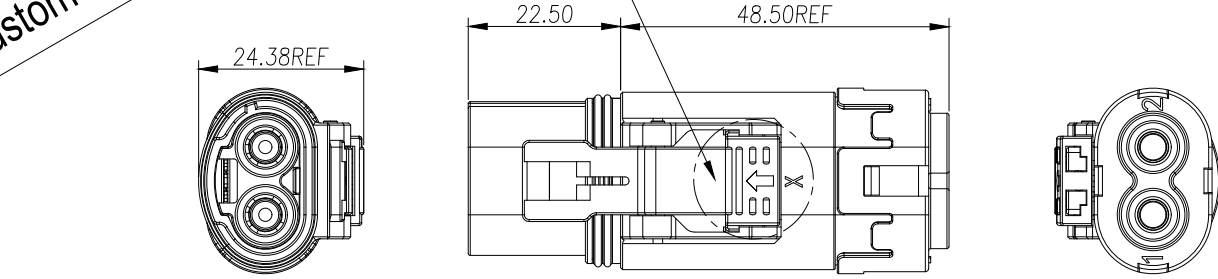


THIS DRAWING IS SUPPLIED FOR INFORMATION ONLY. DESIGN FEATURES, SPECIFICATIONS AND PERFORMANCE DATA SHOWN HEREON ARE THE PROPERTY OF THE AMPHENOL CORPORATION. NO RIGHTS OF REPRODUCTION ARE IMPLIED. ALL DIMENSIONS ARE SUBJECT TO NORMAL MANUFACTURING VARIATIONS.

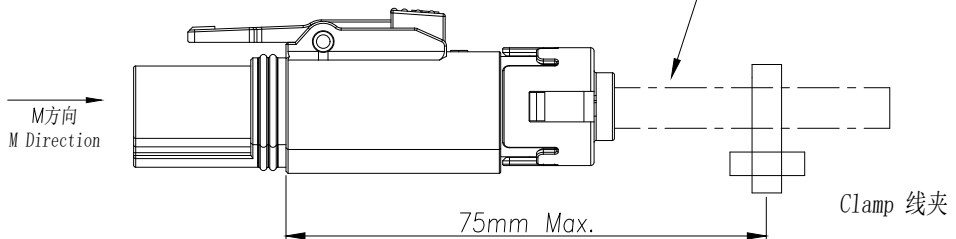
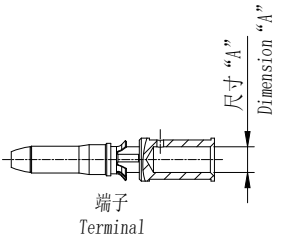
Customer Drawing

REV. ZONE			REVISIONS			
REV	ZONE	ECO	DESCRIPTION	DATE	BY	APPR
A	--	--	INITIAL RELEASE	06/25/19	Fred	JL
B	--	--	增加防触盖	05/08/20	Fred	JL
C	--	--	增加电镀说明	11/09/20	Fred	JL
D	--	--	更正6平方电缆直径	03/05/21	Fred	JL

A
B
C
D
E
F



M方向键位示意图
Key Abridged General View of M Direction



Standard Part List (With HVIL)带高压互锁

P/N	Model No.	Dimension "A"	Recommended Wire OD
AC-HA013078	PL182X-61-2.5-2	ø2.50mm	5.20±0.2mm
AC-HA013079	PL182Y-61-2.5-2		
AC-HA013080	PL182U-61-2.5-2		
AC-HA013081	PL182X-61-4-2	ø3.05mm	5.8±0.2mm
AC-HA013082	PL182Y-61-4-2		
AC-HA013083	PL182U-61-4-2	ø3.80mm	6.70±0.3mm
AC-HA013084	PL182X-61-6-2		
AC-HA013085	PL182Y-61-6-2		
AC-HA013086	PL182U-61-6-2	ø4.50mm	8.60±0.3mm
AC-HA013087	PL182X-61-10-2		
AC-HA013088	PL182Y-61-10-2		
AC-HA013089	PL182U-61-10-2		

Standard Part List (Without HVIL)不带高压互锁

P/N	Model No.	Dimension "A"	Recommended Wire OD
AC-HA013090	PL182X-60-2.5-2	ø2.50mm	5.20±0.2mm
AC-HA013091	PL182Y-60-2.5-2		
AC-HA013092	PL182U-60-2.5-2		
AC-HA013093	PL182X-60-4-2	ø3.05mm	5.8±0.2mm
AC-HA013094	PL182Y-60-4-2		
AC-HA013095	PL182U-60-4-2	ø3.80mm	6.70±0.3mm
AC-HA013096	PL182X-60-6-2		
AC-HA013097	PL182Y-60-6-2		
AC-HA013098	PL182U-60-6-2	ø4.50mm	8.60±0.3mm
AC-HA013099	PL182X-60-10-2		
AC-HA013100	PL182Y-60-10-2		
AC-HA013101	PL182U-60-10-2		



Note:
Mechanical loads applied to the connector must be controlled by appropriate strain relief of the cable. No bend/twist/flex is allowed on cable prior to securement. Cable must be fixed to a point structurally contiguous with the receptacle connector within 75mm Max. from the mating interface of the plug and receptacle. No relative movement between receptacle and first cable securing device is permissible. Strain relief distance should be minimized for all applications

- 规格参数 (Spec.):
1. 工作温度 Operating temperature: -40° C~+125° C.
 2. 额定电流 Current rating (connector only):
2.5mm²: 25A, 4mm²: 40A, 6mm²: 45A, 10mm²: 60A, HVIL: 5A.
 3. 额定电压 Operating voltage: 1000 VDC.
 4. 耐电压 Dielectric withstanding voltage: 5000 VDC.
 5. 防护等级 Protection class: IP67 & IP2X.
 6. 电磁屏蔽 Shielding.
 7. 机械寿命 Mating cycle: 100 Min.
 8. 带自动二次锁扣 Automatic secondary lock.
 9. 带高压互锁 Electrical interlock (HVIL).
 10. 镀灰锌/镍合金, 符合RoHS, 满足96H中性盐雾实验

Gray Zinc/Nickel (ZnNi) Plating, RoHS compliant, Rated at 96hours salt spray.

订购信息 Ordering Information

PL18	2	X	-	6	1	-	2.5	-	2
键位及颜色 Key & Color		高压互锁 HVIL		线缆大小 Cable Size					
"X", 橙色 Orange		0, 不带互锁 No HVIL		"2.5"=2.5mm ² shielding					
"Y", 黑色 Black		1, 带互锁 With HVIL		"4"=4mm ² shielding					
"U", 黄色 Yellow				"6"=6mm ² shielding					
				"10"=10mm ² shielding					

		Amphenol Technical Products International GZ					
		第三角投影 THIRD ANGLE PROJECTION	页面 SHEET	幅面 SIZE	版次 REV.	比例 SCALE	PART NAME:
签名 SIGNATURE		日期 DATE	UNLESS OTHERWISE SPECIFIED			DWG NO:	
制图 DRAWN	Fred	03/05/21	1 of 1	A3	D	PL182(X)-6(-)-2	
审核 CHECKED			1) All dimensions are in metric(mm). 2) Tolerances are as follows: ø PL DEC ±1.00 1 PL DEC ±0.50 2 PL DEC ±0.20			CUST PART #:	
批准 APPROVAL			Angles ±1°			N/A	
						CUST REV.:	
						-	

A
B
C
D
E
F

1 2 3 4 5 6 7 8