


**MKDSO 1,5/ 3-L-3,5 KMGY**

Order No.: 2278445

<http://eshop.phoenixcontact.de/phoenix/treeViewClick.do?UID=2278445>

PC terminal block, Nominal current: 8 A, Nom. voltage: 160 V,  
Pitch: 3.5 mm, Number of positions: 3, Connection method: Screw  
connection, Mounting: Soldering, Conductor/PCB connection direction:  
0 °, Color: light gray, Article with lateral pin exit

**Commercial data**

GTIN (EAN)	
Note	Made-to-order
sales group	F057
Pack	50 pcs.
Customs tariff	85369010
Catalog page information	Page 57 (CC-2009)

**Product notes**WEEE/RoHS-compliant since:  
05/09/2007

[http://  
www.download.phoenixcontact.com](http://www.download.phoenixcontact.com)  
Please note that the data given  
here has been taken from the  
online catalog. For comprehensive  
information and data, please refer  
to the user documentation. The  
General Terms and Conditions of  
Use apply to Internet downloads.

**Technical data****Dimensions / positions**

Pitch	3.5 mm
Dimension a	7 mm
Number of positions	3

Pin dimensions	0,8 x 0,8 mm
Pin spacing	3.5 mm
Hole diameter	1.2 mm
Screw thread	M2
Tightening torque, min	0.22 Nm
Tightening torque max	0.25 Nm

**Technical data**

Range of articles	MKDSO 1,5/..-L
Insulating material group	I
Rated surge voltage (III/3)	2.5 kV
Rated surge voltage (III/2)	2.5 kV
Rated surge voltage (II/2)	2.5 kV
Rated voltage (III/3)	160 V
Rated voltage (III/2)	160 V
Rated voltage (II/2)	320 V
Connection in acc. with standard	EN-VDE
Nominal current $I_N$	8 A
Nominal cross section	1.5 mm <sup>2</sup>
Maximum load current	8 A
Insulating material	PA
Inflammability class acc. to UL 94	V0
Internal cylindrical gage	A 1
Stripping length	7 mm

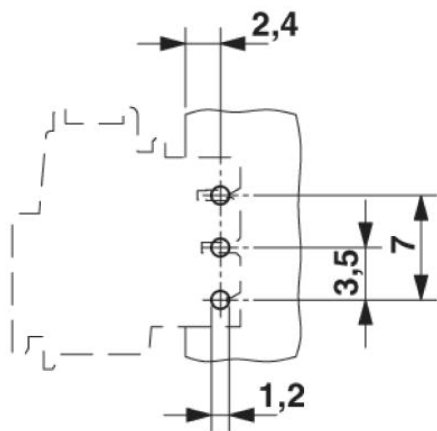
**Connection data**

Conductor cross section solid min.	0.14 mm <sup>2</sup>
Conductor cross section solid max.	1.5 mm <sup>2</sup>
Conductor cross section stranded min.	0.14 mm <sup>2</sup>
Conductor cross section stranded max.	1.5 mm <sup>2</sup>
Conductor cross section stranded, with ferrule without plastic sleeve min.	0.25 mm <sup>2</sup>
Conductor cross section stranded, with ferrule without plastic sleeve max.	1.5 mm <sup>2</sup>
Conductor cross section stranded, with ferrule with plastic sleeve min.	0.25 mm <sup>2</sup>
Conductor cross section stranded, with ferrule with plastic sleeve max.	0.5 mm <sup>2</sup>

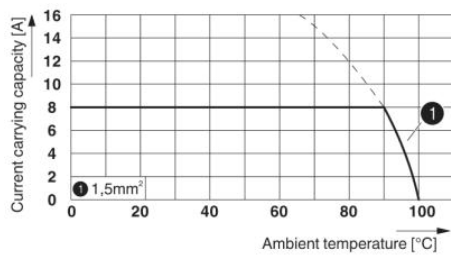
Conductor cross section AWG/kcmil min.	28
Conductor cross section AWG/kcmil max	16
2 conductors with same cross section, solid min.	0.08 mm <sup>2</sup>
2 conductors with same cross section, solid max.	0.5 mm <sup>2</sup>
2 conductors with same cross section, stranded min.	0.08 mm <sup>2</sup>
2 conductors with same cross section, stranded max.	0.75 mm <sup>2</sup>
2 conductors with same cross section, stranded, ferrules without plastic sleeve, min.	0.25 mm <sup>2</sup>
2 conductors with same cross section, stranded, ferrules without plastic sleeve, max.	0.34 mm <sup>2</sup>
2 conductors with same cross section, stranded, TWIN ferrules with plastic sleeve, min.	0.5 mm <sup>2</sup>
2 conductors with same cross section, stranded, TWIN ferrules with plastic sleeve, max.	0.5 mm <sup>2</sup>

### Diagrams/Drawings

Drilling plan/solder pad geometry

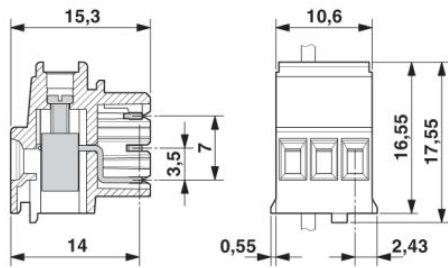


Diagram



Dimensioned drawing

---



**Address**

PHOENIX CONTACT Inc., USA  
586 Fulling Mill Road  
Middletown, PA 17057, USA  
Phone (800) 888-7388  
Fax (717) 944-1625  
<http://www.phoenixcon.com>



© 2011 Phoenix Contact  
Technical modifications reserved;