



Que-2-TXT™
Questions?
scan to text us fast



HID EQUAL LED LAMPS

ADJUSTABLE OMNI / HIGH BAY



specifications

| Consumption | Lumen Output | Efficacy | Voltage | CRI | Lens | Heat Sink | L70 hours | SP | Ambient Temp (F) | Power Factor | UL listing | THC | Beam Angle |
|-------------|--------------|------------|---------------|------|---------------------|-----------|-----------|------|------------------|--------------|---------------|-------|------------------|
| 30 W | 4,200 | 140 lm / W | 100 - 277 V ⚡ | > 80 | clear polycarbonate | aluminum | 50,000 | 6 KV | -40° - 113° | > 0.9 | damp location | < 20% | omni-directional |

select your lamp

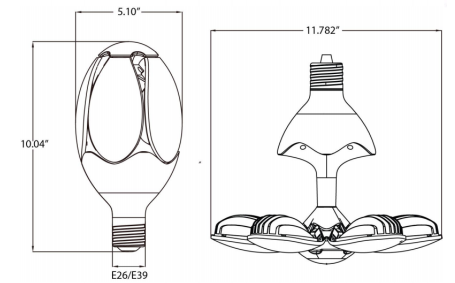
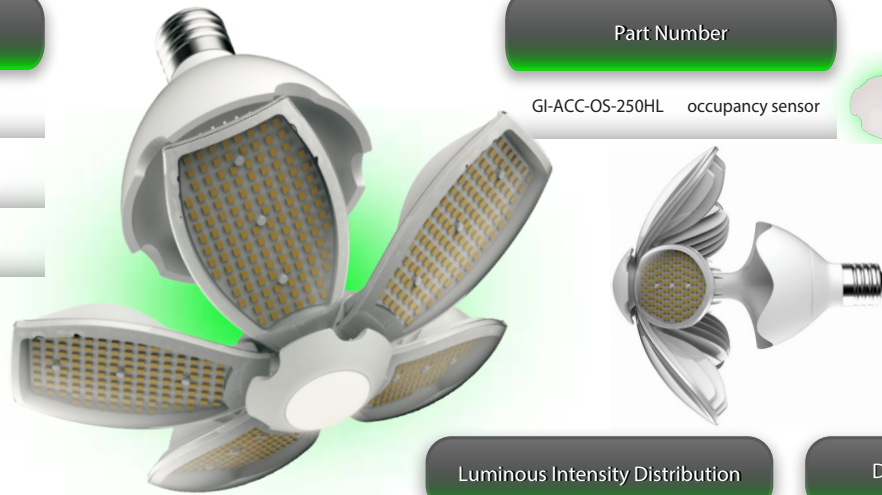
| Part Number | Color Temp | Base |
|---------------------|------------|------|
| GI-HLCC-D175-E26UL3 | 4000K | E26 |
| GI-HLCC-C175-E26UL3 | 5000K | E26 |
| GI-HLCC-C175UL3 | 5000K | E39 |

add occupancy sensor*

| Part Number |
|----------------------------------|
| GI-ACC-OS-250HL occupancy sensor |

other

| Dimensions | Warranty | Gross Weight | Case QTY |
|------------------------|----------|--------------|----------|
| 10.04" (L) x 5.10" (D) | 6 years | 3.086 lbs | 6 pcs |

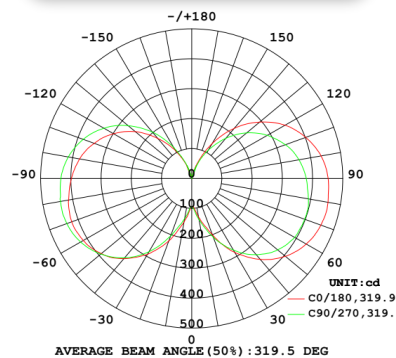


Features

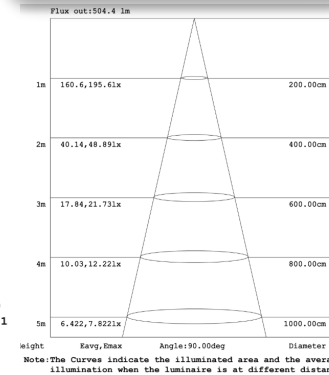
- No UV or IR radiation.
- 50,000 hour LED lifespan based on IES LM-80 results and TM-21 calculations
- 80% energy savings compared to HID technology
- Available with a motion/occupancy sensor



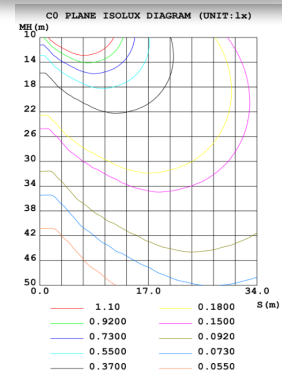
Luminous Intensity Distribution



Distance vs Illumination



Isolux Diagram



Not all product variations listed on this page may be DLC qualified. Visit www.designlights.org/search to confirm qualification.



/greenignite
@greenignite



www.greenignite.com



info@greenignite.com



1-877-560-3779