



# SAW filters for infrastructure systems

## Series/Type: B4018

The following products presented in this data sheet are being withdrawn.

Ordering Code	Substitute Product	Date of Withdrawal	Deadline Last Orders	Last Shipments
B39931B4018Z810		2013-03-08	2013-12-31	2014-03-31

For further information please contact your nearest EPCOS sales office, which will also support you in selecting a suitable substitute. The addresses of our worldwide sales network are presented at [www.epcos.com/sales](http://www.epcos.com/sales).

© EPCOS AG 2015. Reproduction, publication and dissemination of this publication, enclosures hereto and the information contained therein without EPCOS' prior express consent is prohibited.

EPCOS AG is a TDK Group Company.

**SAW Components**  
**Low-Loss Duplexer for Mobile Communication**

**B4018**  
**926,25 MHz**  
**903,75 MHz**

**Data Sheet**

**Characteristics**

Operable temperature range	T	= 0 to 55 °C
Ant term. impedance	Z <sub>Ant</sub>	= 50 Ω
Rx term. impedance	Z <sub>Rx</sub>	= 50 Ω
Tx term. impedance	Z <sub>Tx</sub>	= 50 Ω

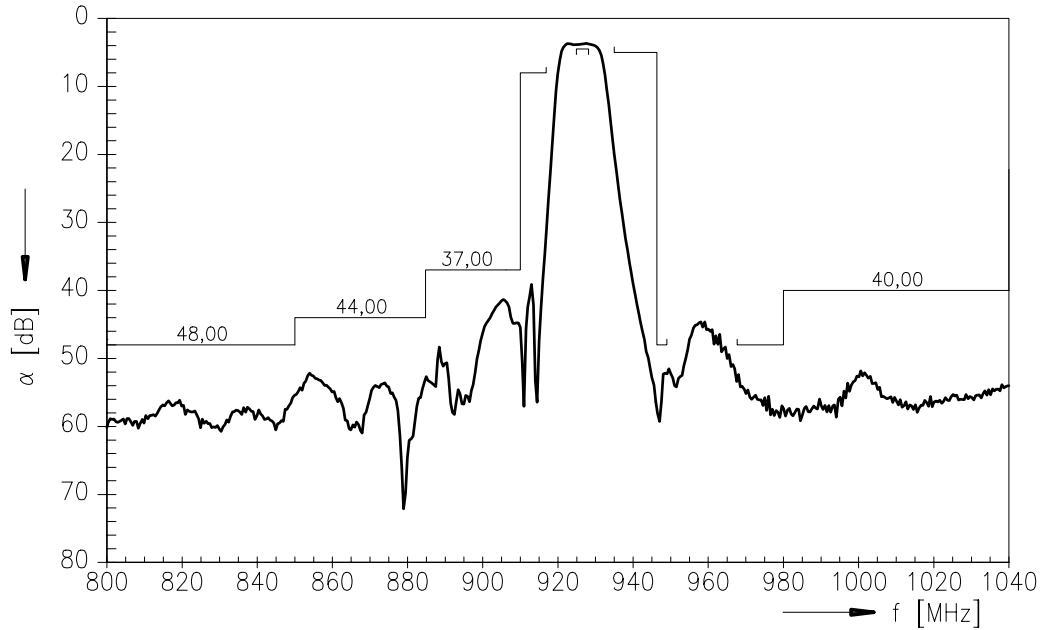
		min.	typ.	max.	
<b>Center frequency Rx</b>	$f_c$	—	926,25	—	MHz
<b>Center frequency Tx</b>	$f_c$	—	903,75	—	MHz
<b>Maximum insertion attenuation</b>	$\alpha_{max}$				
Rx: 924,90 ... 928,15 MHz		—	3,6	4,5	dB
Tx: 901,45 ... 905,10 MHz		—	2,8	4,0	dB
<b>Amplitude ripple (p-p)</b>	$\Delta\alpha$				
Rx: 924,90 ... 928,15 MHz		—	0,4	2,0	dB
Tx: 901,45 ... 905,10 MHz		—	0,5	2,0	dB
<b>Absolute attenuation Rx</b>	$\alpha$				
450,00 ... 850,00 MHz		48	54	—	dB
850,00 ... 884,80 MHz		44	51	—	dB
884,80 ... 910,00 MHz		37	41	—	dB
910,00 ... 916,90 MHz		8	20	—	dB
935,00 ... 946,30 MHz		5	15	—	dB
946,30 ... 949,00 MHz		48	52	—	dB
967,70 ... 980,00 MHz		48	52	—	dB
980,00 ... 1350,00 MHz		40	46	—	dB
1350,00 ... 1800,00 MHz		23	33	—	dB
<b>Absolute attenuation Tx</b>	$\alpha$				
450,00 ... 859,60 MHz		49	55	—	dB
859,60 ... 862,30 MHz		47	60	—	dB
862,30 ... 883,70 MHz		28	33	—	dB
883,70 ... 894,40 MHz		5	10	—	dB
913,15 ... 923,80 MHz		5	14	—	dB
923,80 ... 927,60 MHz		38	48	—	dB
945,20 ... 970,00 MHz		22	32	—	dB
970,00 ... 1050,00 MHz		48	57	—	dB
1050,00 ... 1350,00 MHz		40	47	—	dB
1350,00 ... 1800,00 MHz		21	27	—	dB
<b>Absolute attenuation Isolation</b>	$\alpha$				
Rx: 924,90 ... 928,15 MHz		37	45	—	dB
Tx: 901,45 ... 905,10 MHz		37	41	—	dB

**SAW Components**  
**Low-Loss Duplexer for Mobile Communication**

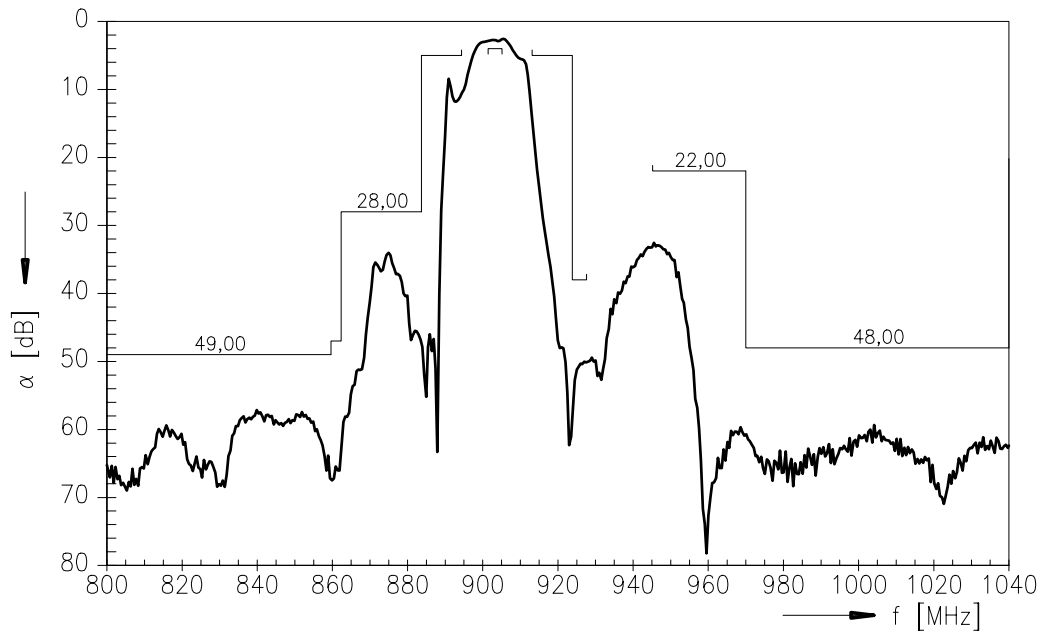
**B4018**  
**926,25 MHz**  
**903,75 MHz**

**Data Sheet**

**Frequency response (Ant -> Rx) :**



**Frequency response (Tx ->Ant) :**

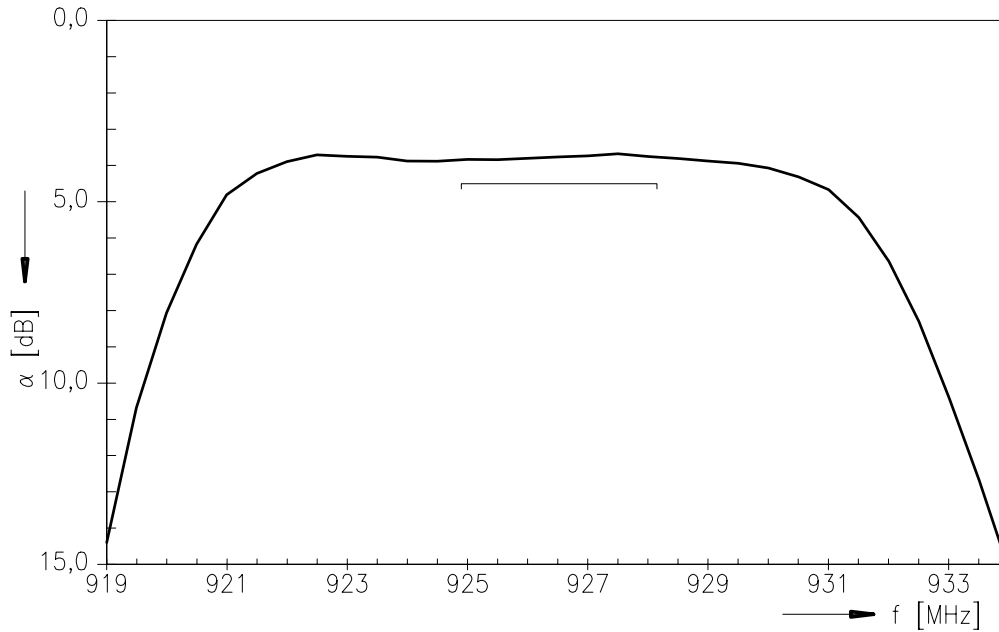


**SAW Components**  
**Low-Loss Duplexer for Mobile Communication**

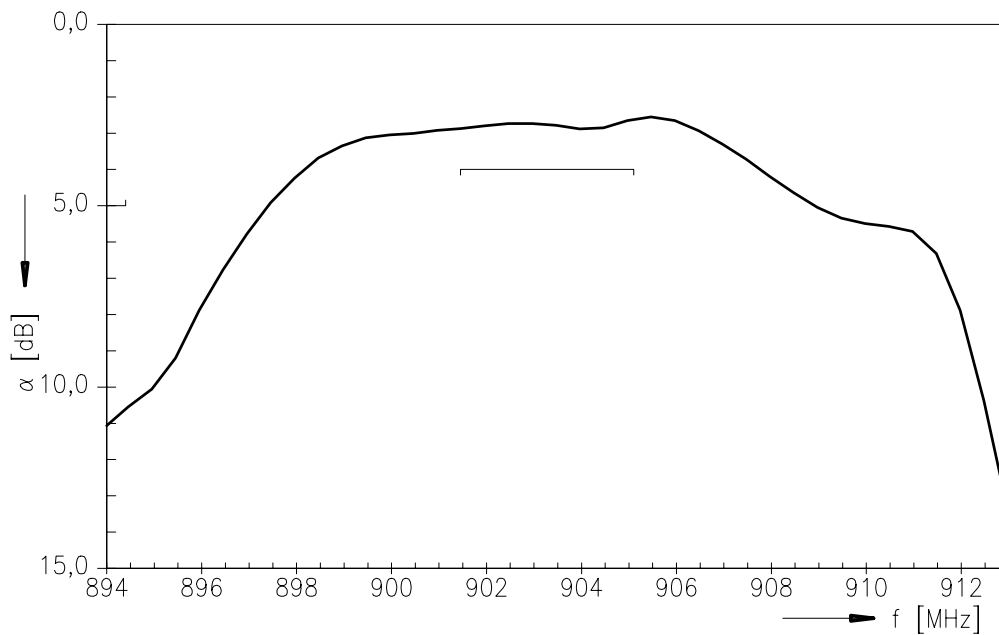
**B4018**  
**926,25 MHz**  
**903,75 MHz**

**Data Sheet**

**Frequency response (Ant -> Rx) : (passband)**



**Frequency response (Tx -> Ant) : (passband)**

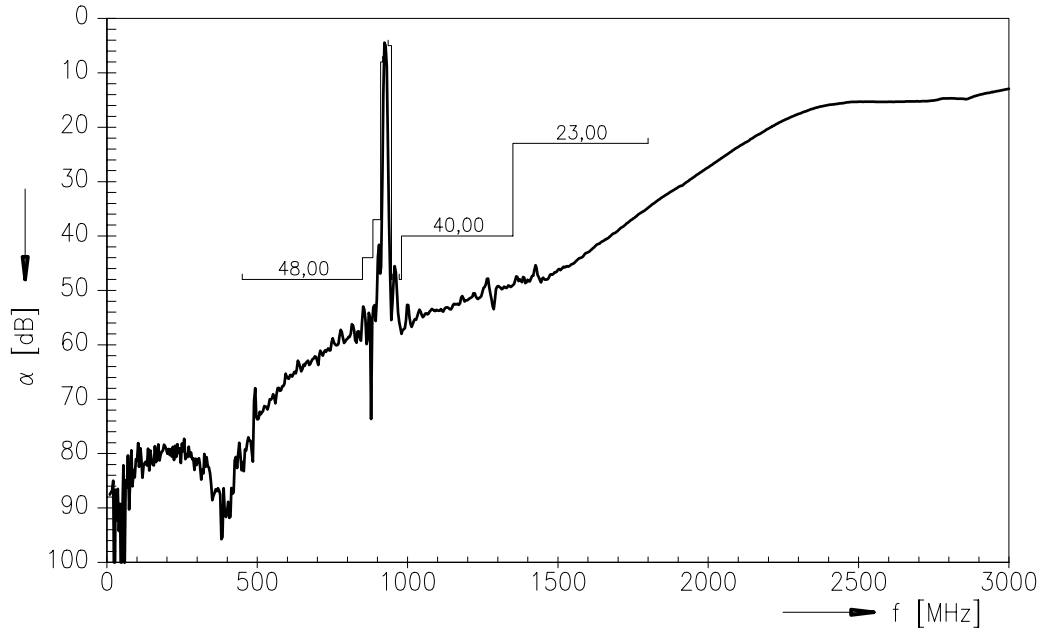


**SAW Components**  
**Low-Loss Duplexer for Mobile Communication**

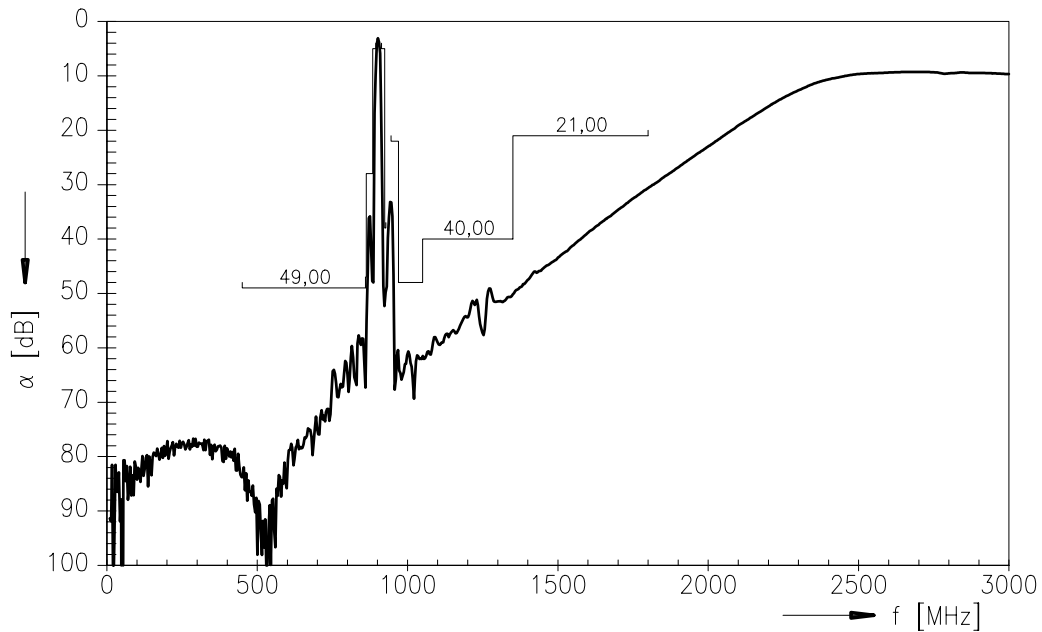
**B4018**  
**926,25 MHz**  
**903,75 MHz**

**Data Sheet**

**Frequency response (Ant -> Rx) : (wideband)**



**Frequency response (Tx -> Ant) : (wideband)**



**SAW Components**  
**Low-Loss Duplexer for Mobile Communication**

**B4018**  
**926,25 MHz**  
**903,75 MHz**

**Data Sheet**

**Isolation (Tx -> Rx) :**

