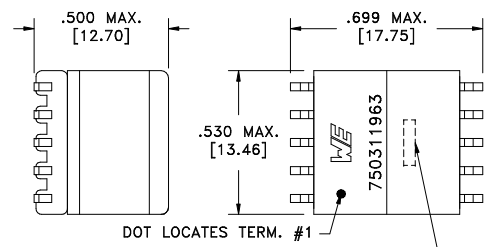
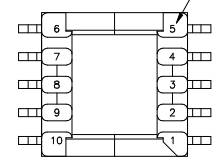


CUSTOMER TERMINAL	RoHS	LEAD(Pb)-FREE
Sn96%, Ag4%	Yes	Yes

more than you expect

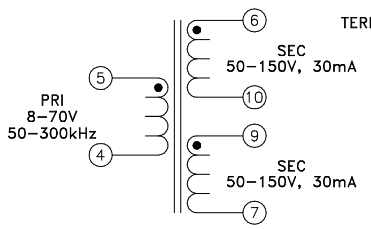


TERM. NO.'s FOR REF. ONLY

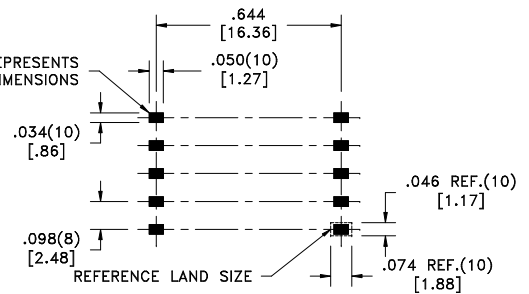


DOT LOCATES TERM. #1

LOT CODE & DATE CODE



AREA REPRESENTS TERMINAL PAD DIMENSIONS



REFERENCE LAND SIZE CUSTOMER TO DETERMINE LAND LAYOUT

ELECTRICAL SPECIFICATIONS @ 25°C unless otherwise noted:

PARAMETER	TEST CONDITIONS	VALUE
D.C. RESISTANCE	4-5 @20°C	0.113 ohms ±10%
D.C. RESISTANCE	6-10 @20°C	5.50 ohms ±10%
D.C. RESISTANCE	7-9 @20°C	5.50 ohms ±10%
INDUCTANCE	5-4 10kHz, 100mVAC, Ls	200uH ±10%
SATURATION CURRENT	20% rolloff from initial	650mA
LEAKAGE INDUCTANCE	5-4 tie(6+7+9+10), 100kHz, 100mVAC, Ls	1.30uH typ., 3.0uH max.
DIELECTRIC	5-6 tie(7+10), 1875VAC, 1 second	1500VAC, 1 minute
DIELECTRIC	6-9 625VDC, 1 second	500VDC, 1 minute
URNS RATIO	(6-10):(5-4)	5:1, ±1%
URNS RATIO	(6-10):(9-7)	1:1, ±1%

Wire insulation & RoHS status not affected by wire color.
Wire insulation color may vary depending on availability.

REV.	DATE	Packaging Specifications Method: Tape & Reel PKG-0499 www.we-online.com/midcom		Tolerances unless otherwise specified: Angles: ±1° Decimals: ±.005 [.13] Fractions: ±1/64 Footprint: ±.005 [.13]	DRAWING TITLE TRANSFORMER	PART NO. 750311963
6A	1/11	SEE REVISION SHEET FOR REVISION LEVEL	CONVENTION PLACEMENT	This drawing is dual dimensioned. Dimensions in brackets are in millimeters.	eiSos p/n: 750311963	SPECIFICATION SHEET 1 OF 1