



Pistol Grip Hand Tool System for IDCs

Fast Facts

- Terminates 28-16 AWG [0.08-1.2 mm²] wires
- No wire stripping needed for lower applied cost
- Pistol grip (manual or air) or bench mount (air or electric) power units
- Lightweight; easy to operate
- For prototypes or low- to medium-volume production
- Small size; useful in confined work areas
- Interchangeable terminating heads:
 - Pin and socket connectors (AMPLIMITE HDE and MATE-N-LOK)
 - Printed circuit board connectors (AMPMODU, MT-6/MT-7, 2 mm CT, and MTA)
 - Category 5 connectors (CHAMP)
 - Card edge connectors
- Most terminating heads can be rotated to any angle
- Adjustment available for proper wire insertion depth
- Most terminating heads automatically index connectors to the next contact position, or connectors can be advanced by hand to any position
- Anti-backup pawl prevents connectors from moving in the wrong direction
- Produced under a Quality Management System certified to ISO 9001

The Pistol Grip Hand Tool System uses interchangeable terminating heads to apply a broad range of TE IDC products. The basic tool requires a pistol grip handle assembly and a terminating head; power-assist and bench mount versions are available to suit your specific needs.

This system is well suited for low- to medium-volume production. Simply order the standard or extended-wear terminating heads based on your anticipated needs. Since most terminating heads can be rotated to any angle, the operator can also tackle more difficult terminations in confined work areas.

The terminating force is provided by a manual-, pneumatic- or electric-powered assembly. The wire inserter, inside each head, pushes the end of an unstripped wire into the insulation displacement contact. Then, most tools automatically index the connector to the next contact. The tools offer precise termination depth control.

For maximum productivity, a bench mount power unit (pneumatic or electric) is recommended. Optional feed tracks can increase application rates further. Actual production rate depends on the IDC product, discrete wire or ribbon cable, and operator dexterity.

Technical Documents

Customer Manual

409-5746—Electric Power Unit

Instruction Sheets

408-6790—Pistol Grip Manual Handle Assembly

408-6789—Pistol Grip Pneumatic Handle Assembly

408-9393—Bench Mount Pneumatic Power Unit

Pistol Grip Hand Tool System for Insulation Displacement Connectors (IDCs)


Pistol Grip Power Units

Pistol Grip Manual Handle Assembly

Part Number 58074-1

A basic hand tool requires a handle assembly and a terminating head, ordered separately, shown on page 4.

- Lightweight, easy to use
- Ratchet control will not release cam trigger until it is fully bottomed
- Ratchet release
- "U"-shaped key slides into handle to hold interchangeable heads securely
- Material (handle) — Molded nylon



Specifications

Length — 3.75 [95.2]
Width — 1.12 [28.6]
Height — 4.00 [101.6]
Grip Span — 2.50 [63.5] over trigger/handle
Weight — 3.5 oz [99 g]
Cycle Time — 0.7 - 0.8 s

Pistol Grip Pneumatic Handle Assembly

Part Number 58075-1

- Lightweight
- Power assist for less operator effort
- Push-button trigger actuated
- Quiet — 78 dB max.
- "U"-shaped key slides into handle to secure interchangeable heads
- Material (handle) — Molded nylon



Specifications

Length — 4.88 [124]
Width — 1.13 [28.7]
Height — 6.00 [152]
Grip Span — 2.50 [63.5] over push-button trigger/handle
Weight — 18 oz [510 g]
Air Pressure — 40 - 70 psi [2.76 - 4.83 bar]
Air Supply Line (1) — 7 ft [2.13 m] long, 3/16 [4.76] I.D. with 1/8 [3.18] NPT fitting
Cycle Time — 0.7 - 0.8 s

Bench Mount Power Units

Bench Mount Pneumatic Power Unit

Part Number 58338-1

Assembly consists of a bench mount with attached pneumatic power unit, a foot switch, and two air lines which connect the switch to the power unit and the air source to the switch. Mounting hardware is not included.

- Mounting bracket allows interchangeable heads to be pointed up or down to suit operator
- Power assist for greater productivity
- Actuated by foot switch
- Key retains heads, or heads and feed tracks



Specifications

Outside Diameter — 1.62 [41.2]
Length — 5.00 [127]
Height — 7.00 [178]
Weight — 2 lb [0.91 kg]
Air Pressure — 40 - 70 psi [2.76 - 4.83 bar]
Air Lines (2) — 7 ft [2.13 m] long, 3/16 [4.76] I.D. with 1/8 [3.18] NPT fitting
Cycle Time — 0.7 - 0.8 s
Application Rates (Typ.) —
600 terminations per hr;
1 100 terminations per hr with optional Loose-Piece Feed Track; and
1 250 terminations per hr with optional Tape (Reel) Feed Track (when producing 6 in [15 cm] jumpers, one 4-pos. MTA-100 connector each end, discrete wire)

Notes: 1. Interchangeable terminating heads must be ordered separately, see page 4.
2. Loose-piece or tape (reel) feed track accessories are available, see page 3.

Pistol Grip Hand Tool System for Insulation Displacement Connectors (IDCs)

Bench Mount Power Units (Continued)

Bench Mount Electric Power Unit

Part Number 931800-1

- Portable, compact
- Low noise
- Semiautomatic operation
- Foot pedal actuated
- Feed track options

Notes:

1. Interchangeable terminating heads must be ordered separately, see page 4.
2. Loose-piece, tube or tape (reel) feed track accessories are available, see below.





Specifications

Length — 14 [356]
 Width — 7 [178]; 22 [559] with feed track
 Height — 10 [254]
 Weight — 12 lb [5.44 kg]
 Electrical Requirements — 120 VAC, 60 Hz, single phase, 2 A
 Cycle Time — 0.5 s
 Application Rates (Typ.) —
 900 terminations per hr;
 1 100 terminations per hr with optional Loose-Piece Feed Track; and
 1 250 terminations per hr with optional Tape (Reel) Feed Track (when producing 6 in [15 cm] jumpers, one 4-pos. MTA-100 connector each end, discrete wire)


Accessories for Bench Mount Power Units

Loose-Piece, Tube or Tape Feed Track Options

- No special setup required
- Connectors load easily into feed track
- Simple, spring-loaded pusher feeds connectors into head
- Power Units shown for size reference only



Terminating Head and Loose-Piece Feed Track



Terminating Head, Tube Feed Track and Seating Station


TE IDC Product		Part Numbers		
		Terminating Head and Loose-Piece Feed Track	Terminating Head, Tape Feed Track and Base	Terminating Head, Tube Feed Track, and Seating Station for Electric Power Unit Only
AMPMODU MTE Connectors		—	—	856675-1 (Instruction Sheet 408-9759)
MTA Closed-End Receptacles	MTA-100	933567-1 (Instruction Sheet 408-9435)	853546-1 and 853542-1 (Base) (Instruction Sheet 408-9636)	—
	MTA-156	933568-1 (Instruction Sheet 408-9466)	853547-1 and 853542-1 (Base) (Instruction Sheet 408-9637)	—

Pistol Grip Hand Tool System for Insulation Displacement Connectors (IDCs)

Bench Mount Power Units (Continued)

Product Facts

- Most fit all pistol grip and bench mount power units
- Terminate unstripped wire
- Align and hold connectors in place for each termination
- Most heads automatically advance connectors after each termination



Specifications

Length — 3.18 to 3.62 [80.8 to 91.9]
Width — 1.00 to 2.62 [25.4 to 66.6]
Height — 1.12 to 2.62 [28.4 to 66.6]
Weight — 3 to 12 oz [85 to 340 g]

Note: Contact the Technical Support Center at **1-800-522-6752** for more information.

Product Family	Catalog Number*	TE	Terminating Head with Manual Handle Assembly	Terminating Head Only	Instruction Sheet	
Pin and Socket Connectors	82068	Subminiature D HDE-20 Plugs and Receptacles (AMPLIMITE)	608868-1	58063-2	408-9414	
	82181	Commercial MATE-N-LOK 4 Circuit Socket Assembly (Plug)	—	231894-1	408-3186	
	65816	AMPMODU Interconnection	MT	58577-1	58062-1	408-9085
			MTE**	—	58336-1	408-9359
	124799	MT-6/MT-7 Connector System	MT-6 Connectors	58582-1	58395-1	408-9472
			MT-7 Connectors	—	58418-1	408-9557
	82183	2 mm CT (Common Termination) Connector System — MT Receptacles	—	—	58419-1	408-9574
			—	—	58420-1	408-9575
Printed Circuit Board Connectors	82056	MTA (Mass Termination Assemblies)	MTA-100	—	58421-2	408-4115
				—	—	58372-1
			Closed-End Receptacles**	58579-1	58246-1	408-6929
				—	58246-2***	408-9379
			Feed-Through Receptacles	—	58246-3 (for ribbon cable or discrete wire)	408-4147
				58645-1 Mass-Insertion (2-12 pos.)	58442-1	408-9603
			Posted (Closed-End)	58639-1	58638-1	408-4358
				58580-1	58247-1	408-6930
			Closed-End Receptacles** and Quad Connectors**	—	58247-2***	408-9380
				—	58247-3 (for ribbon cable or discrete wire)	408-4146
Feed-Through Receptacles	—	58443-1	408-9607			
	58647-1 Mass-Insertion (2-8 pos.)	58644-1 Mass-Insertion (2-12 pos.)	Pending			
Card-Edge (Closed-End)	—	58061-1	408-6794			
Posted (Closed-End)	—	58082-1	408-6795			
Miscellaneous Connectors	124344	CHAMP Category 5 Connectors	58633-1	58585-1	408-4191	
Networking/Premises Cabling Connectors	82164	AMP Communications Outlet Card Edge Connector Kits	58568-1	122533-1	408-4074	

*See catalog for a complete listing of part numbers each terminating head will apply. **Feed Track Accessories shown on page 3.

***Extended-wear terminating head.

Catalog 296176 / 08-11 / Application Tooling

© 2011 Tyco Electronics Corp. AMPLIMITE, AMPMODU, CHAMP, MATE-N-LOK, TE Connectivity (logo) and TE Connectivity are trademarks.

www.tooling.te.com

Tyco Electronics Corporation, Harrisburg, PA 17105, Phone: 717-564-0100; Fax 717-986-3316

