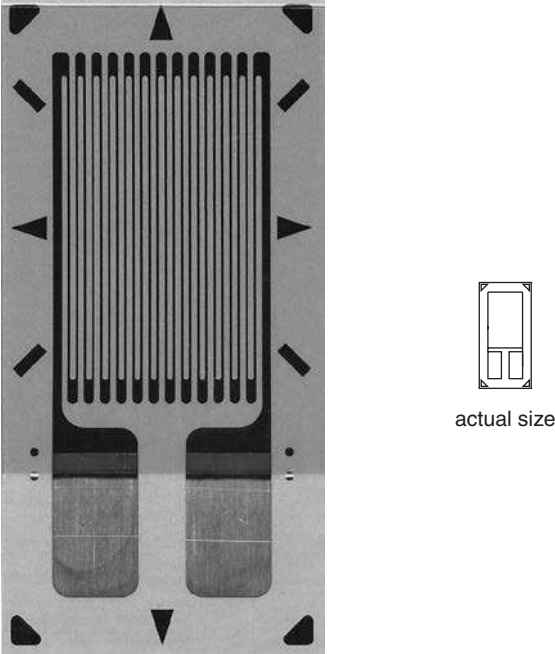




General Purpose Strain Gages – Linear Pattern

GAGE PATTERN DATA			
	<p>GAGE DESIGNATION See Notes 1 and 4</p>	<p>RESISTANCE (OHMS) See Note 3</p>	<p>OPTIONS AVAILABLE</p>
	<p>CEA-XX-250UW-120 CEA-XX-250UW-175 CEA-XX-250UW-350 CEA-XX-250UW-10C W2A-XX-250UW-120 W2A-XX-250UW-175 W2A-XX-250UW-350 W2A-XX-250UW-10C CEA-XX-250UWA-350</p>	<p>120 ± 0.3% 175 ± 0.3% 350 ± 0.3% 1000 ± 0.3% 120 ± 0.6% 175 ± 0.6% 350 ± 0.6% 1000 ± 0.6% 350 ± 0.2%</p>	<p>P2, SP35 P2, SP35 P2, SP35 P2, SP35 P2, SP35</p>
<p>DESCRIPTION General-purpose gage. Exposed solder tab area 0.10 x 0.07 in (2.5 x 1.8 mm). See also 250UN pattern.</p>			


GAGE DIMENSIONS		Legend			
		ES = Each Section	CP = Complete Pattern	inch	
		S = Section (S1 = Section 1)	M = Matrix	millimeter	
Gage Length	Overall Length	Grid Width	Overall Width	Matrix Length	Matrix Width
0.250	0.450	0.180	0.180	0.55	0.27
6.35	11.43	4.57	4.57	14.0	6.9

GAGE SERIES DATA — See Gage Series datasheet for complete specifications			
Series	Description	Strain Range	Temperature Range
CEA	Universal general-purpose strain gages.	±5%	-100° to +350°F (-75° to +175°C)
W2A IPX8S Rated	For water-exposure applications. Based on the CEA Series with Option P2 pre-attached cables, W2A strain gages are fully enclosed with a silicone rubber coating and tested to 10 GΩ insulation resistance, 1 meter water depth, 30 minutes duration. Other requirements can be addressed on demand.	±3%	-60° to +180°F (-50° to +80°C)



Example of the W2A construction:

IPX8S Rated



- Note 1:** Insert desired S-T-C number in spaces marked XX.
- Note 2:** W2A leadwires are attached with lead-free solder and are RoHS compliant.
- Note 3:** Products with designations and options shown in bold are not RoHS compliant.
- Note 4:** Pattern names ending with “A” are built with Advanced Sensors Technology.

* CEA gages with Option P2 are not RoHS compliant.

Technical Data References: SEARCH our website using the document number.
11506 – Gage Series; **11507** – Optional Features



Disclaimer

ALL PRODUCTS, PRODUCT SPECIFICATIONS AND DATA ARE SUBJECT TO CHANGE WITHOUT NOTICE.

Vishay Precision Group, Inc., its affiliates, agents, and employees, and all persons acting on its or their behalf (collectively, "VPG"), disclaim any and all liability for any errors, inaccuracies or incompleteness contained herein or in any other disclosure relating to any product.

The product specifications do not expand or otherwise modify VPG's terms and conditions of purchase, including but not limited to, the warranty expressed therein.

VPG makes no warranty, representation or guarantee other than as set forth in the terms and conditions of purchase. **To the maximum extent permitted by applicable law, VPG disclaims (i) any and all liability arising out of the application or use of any product, (ii) any and all liability, including without limitation special, consequential or incidental damages, and (iii) any and all implied warranties, including warranties of fitness for particular purpose, non-infringement and merchantability.**

Information provided in datasheets and/or specifications may vary from actual results in different applications and performance may vary over time. Statements regarding the suitability of products for certain types of applications are based on VPG's knowledge of typical requirements that are often placed on VPG products. It is the customer's responsibility to validate that a particular product with the properties described in the product specification is suitable for use in a particular application. You should ensure you have the current version of the relevant information by contacting VPG prior to performing installation or use of the product, such as on our website at vpgsensors.com.

No license, express, implied, or otherwise, to any intellectual property rights is granted by this document, or by any conduct of VPG.

The products shown herein are not designed for use in life-saving or life-sustaining applications unless otherwise expressly indicated. Customers using or selling VPG products not expressly indicated for use in such applications do so entirely at their own risk and agree to fully indemnify VPG for any damages arising or resulting from such use or sale. Please contact authorized VPG personnel to obtain written terms and conditions regarding products designed for such applications.

Product names and markings noted herein may be trademarks of their respective owners.

Copyright Vishay Precision Group, Inc., 2014. All rights reserved.