

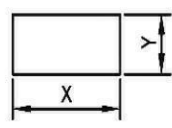
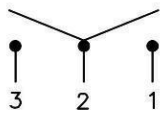
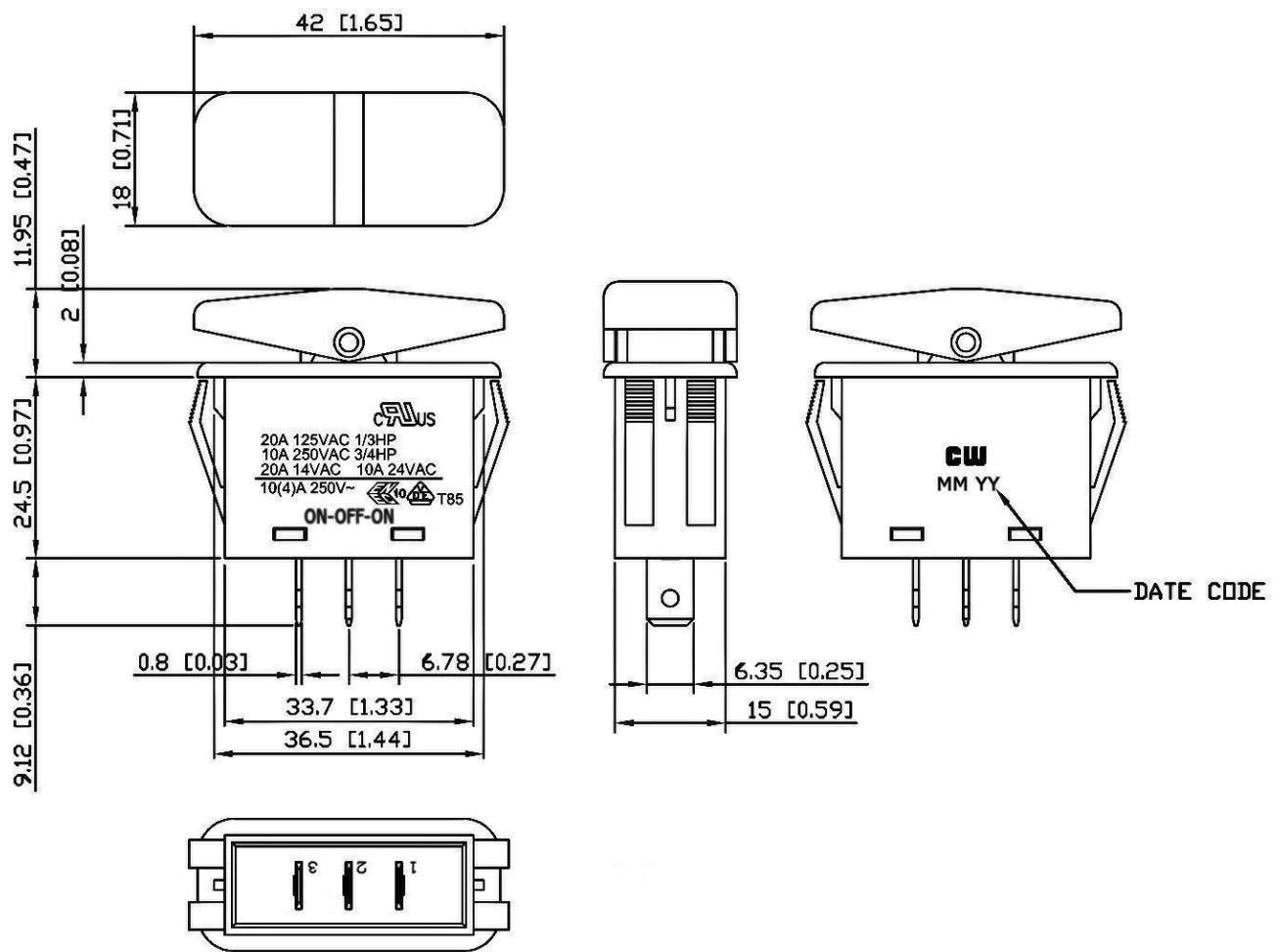


THIS INFORMATION IS CONFIDENTIAL AND PROPRIETARY TO CW INDUSTRIES INCORPORATED AND ITS AFFILIATES. IT MAY NOT BE DISCLOSED TO ANYONE, OTHER THAN CW INDUSTRIES PERSONNEL, WITHOUT WRITTEN AUTHORIZATION FROM CW INDUSTRIES INCORPORATED, SOUTHAMPTON, PENNSYLVANIA USA.

Rating	20A 125VAC 1/3HP 10A 250VAC 3/4HP 20A 14VAC 10A 24VAC	 
	10(4)A 250V~	
Contact Resistance	50m ohm Max.	
Insulation Resistance	DC 500V 100M ohm Min.	
Dielectric Strength	AC 1500V 1 minute	
Operation Temp.	- 20 °C ~ 85 °C	
Function	3P SPDT ON-OFF-ON	

Mounting Hole		Circuit Diagram
		
Thickness	X	Y
0.75~5mm 0.03~0.2inch	36.8 ^{+0.2} ₋₀ 1.45 ^{+0.008} ₋₀	15.3 ^{+0.2} ₋₀ .60 ^{+0.008} ₋₀

Material:
 Frame: Black, Nylon# 66
 Actuator: Black, Nylon#66+33%GF
 Printed: None
 Water proof and dust proof to fit IP-56



RoHS Compliant

1 | Rotated bottom view, flipped circuit diagram & added ON-OFF-ON to side of housing. 1/17/11.

CW INDUSTRIES
 Southampton, Pa. 18966
 Tel 215.355.7080/www.cwind.com

Date Drawn: 12/08/10	Rev. 1	Unit: mm	Checked By: G.Guld
Title: ROCKER SWITCH		CW P/N: GRB258D01BB	