

I/O module - AXL F DO64/1 2F - 2702053

Please be informed that the data shown in this PDF Document is generated from our Online Catalog. Please find the complete data in the user's documentation. Our General Terms of Use for Downloads are valid (<http://phoenixcontact.com/download>)



Axioline F, Digital output module, Digital outputs: 64, 24 V DC, 500 mA, Connection method: 1-wire, Transmission speed in the local bus 100 MBit/s, Degree of protection IP20, including bus base module and Axioline F connectors

Product Description

The module is designed for use within an Axioline#F station. It is used to output digital signals. The outputs are protected against short circuit and overload.

Why buy this product

- 64 digital outputs
- 24 V DC, 500 mA
- Connection of actuators in single-wire technology
- Device rating plate stored
- Diagnostic and status indicators

Key Commercial Data

Packing unit	1 STK
Weight per Piece (excluding packing)	320.000 g
Custom tariff number	85389091
Country of origin	Germany

Technical data

Dimensions

Width	53.6 mm
Height	129.9 mm
Depth	54 mm
Note on dimensions	The depth is valid when a TH 35-7.5 DIN rail is used (according to EN 60715).

I/O module - AXL F DO64/1 2F - 2702053

Technical data

Ambient conditions

Ambient temperature (operation)	-25 °C ... 60 °C
Ambient temperature (storage/transport)	-40 °C ... 85 °C
Permissible humidity (operation)	5 % ... 95 % (non-condensing)
Permissible humidity (storage/transport)	5 % ... 95 % (non-condensing)
Air pressure (operation)	70 kPa ... 106 kPa (up to 3000 m above sea level)
Air pressure (storage/transport)	70 kPa ... 106 kPa (up to 3000 m above sea level)
Degree of protection	IP20

Connection data

Designation	Axioline F connector
Connection method	Push-in connection
Note on connection method	Please observe the information provided on conductor cross sections in the "Axioline F: system and installation" user manual.
Conductor cross section solid min.	0.2 mm ²
Conductor cross section solid max.	1.5 mm ²
Conductor cross section flexible min.	0.2 mm ²
Conductor cross section flexible max.	1.5 mm ²
Conductor cross section AWG min.	24
Conductor cross section AWG max.	16
Stripping length	8 mm

General

Mounting type	DIN rail
Net weight	260 g
Note on weight specifications	with connectors and bus base module
Diagnostics messages	Short-circuit / overload of the digital outputs Yes

Interfaces

Designation	Axioline F local bus
Connection method	Bus base module
Transmission speed	100 MBit/s

Axioline potentials

Communications power U_{Bus}	5 V DC (via bus base module)
Current consumption from U_{Bus}	max. 120 mA
Supply of digital output modules U_O	24 V DC
Current consumption from U_O	max. 16 A (for parallel supply, provide external protection)

Digital outputs

Output name	Digital outputs
-------------	-----------------

I/O module - AXL F DO64/1 2F - 2702053

Technical data

Digital outputs

Connection method	Push-in connection
	1-wire
Number of outputs	64
Protective circuit	Short-circuit protection, overload protection of the outputs Electronic
Output voltage	24 V
Nominal output voltage	24 V DC
Maximum output current per channel	500 mA
Maximum output current per module	16 A (external fuse)
Nominal load, inductive	max. 12 VA (1.2 H, 48 Ω, with nominal voltage)
Nominal load, lamp	max. 12 W (at nominal voltage)
Nominal load, ohmic	max. 12 W (48 Ω; with nominal voltage)

Electrical isolation

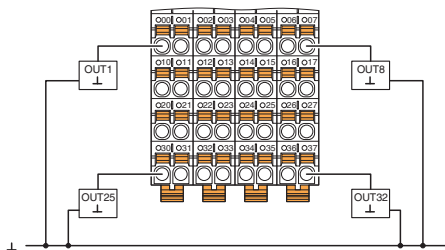
Test section	5 V communications power (logic), 24 V supply (I/O) 500 V AC 50 Hz 1 min.
	5 V supply (logic)/functional earth ground 500 V AC 50 Hz 1 min.
	24 V supply (I/O) / functional earth ground 500 V AC 50 Hz 1 min.

Standards and Regulations

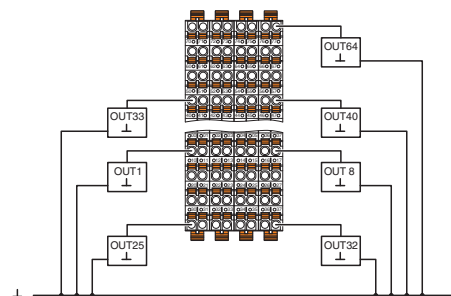
Mechanical tests	Vibration resistance in acc. with EN 60068-2-6/IEC 60068-2-6 5g
	Shock in acc. with EN 60068-2-27/IEC 60068-2-27 30g
	Continuous shock according to EN 60068-2-27/IEC 60068-2-27 10g
Protection class	III, IEC 61140, EN 61140, VDE 0140-1

Drawings

Connection diagram



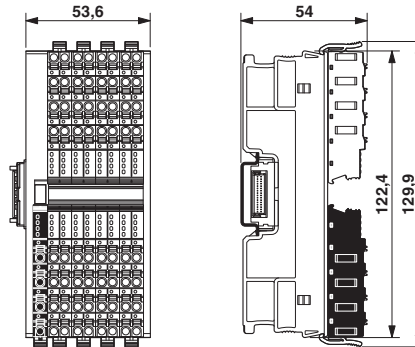
Connection diagram



Connection with 1-wire technology

I/O module - AXL F DO64/1 2F - 2702053

Dimensional drawing



Classifications

eCl@ss

eCl@ss 5.1	27242604
eCl@ss 6.0	27242604
eCl@ss 8.0	27242604
eCl@ss 9.0	27242604

ETIM

ETIM 5.0	EC001599
----------	----------

Approvals


Approvals

Approvals

UL Listed / cUL Listed / cULus Listed

Ex Approvals

Approval details

UL Listed  http://database.ul.com/cgi-bin/XYV/template/LISEXT/1FRAME/index.htm FILE E 238705

I/O module - AXL F DO64/1 2F - 2702053

Approvals

cUL Listed  <http://database.ul.com/cgi-bin/XYV/template/LISEXT/1FRAME/index.htm> FILE E 238705

cULus Listed 

Accessories

Accessories

DIN rail connector

Bus connector - AXL F BS F - 2688129



Axioline F bus base module for housing type F

Terminal marking

Zack marker strip - ZB 20,3 AXL UNPRINTED - 0829579



Zack marker strip for Axioline F (device labeling), in 2 x 20.3 mm pitch, unprinted, 25-section, for individual labeling with B-STIFT 0.8, X-PEN, or CMS-P1-PLOTTER

Zack Marker strip, flat - ZBF 10/5,8 AXL UNPRINTED - 0829580



Zack marker strip, flat, in 10 mm pitch, unprinted, 10-section, for individual labeling with M-PEN 0,8, X-PEN, or CMS-P1-PLOTTER