

CT0201LSF Series

From 2.2nH to 200nH



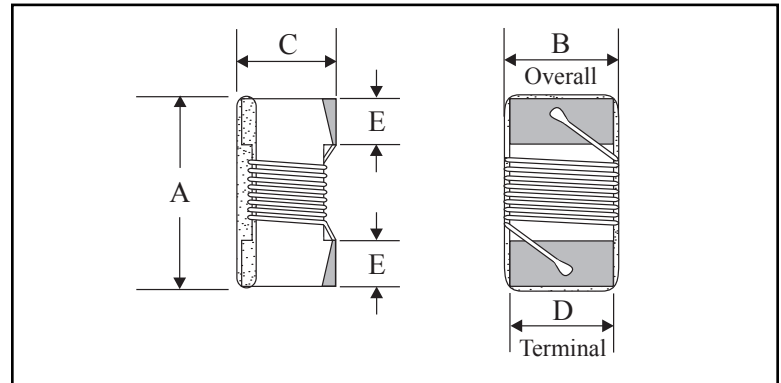
SPECIFICATIONS

Please specify tolerance code when ordering.
CT0201LSF-6N8 ← J = ±5%, K = ±10%

Part Number	Inductance (nH)	Tolerance (±%)	Test Freq. (MHz)	Q Typ.	SRF Min. (MHz)	DCR Max. (Ω)	Irms Typ. (mA)
CT0201LSF-2N2K	2.2	10	100	5	3000	0.09	1600
CT0201LSF-6N8	6.8	5,10	100	6	2400	0.11	950
CT0201LSF-7N8	7.8	5,10	100	7	2500	0.11	1050
CT0201LSF-15N	15	5,10	100	7	2300	0.12	750
CT0201LSF-17N	17	5,10	100	7	2400	0.13	750
CT0201LSF-26N	26	5,10	100	7	2200	0.2	750
CT0201LSF-28N	28	5,10	100	7	2400	0.2	700
CT0201LSF-39N	39	5,10	100	7	2300	0.24	580
CT0201LSF-43N	43	5,10	100	7	2200	0.24	600
CT0201LSF-56N	56	5,10	100	7	2200	0.26	550
CT0201LSF-59N	59	5,10	100	7	2200	0.26	500
CT0201LSF-76N	76	5,10	100	7	2000	0.3	500
CT0201LSF-78N	78	5,10	100	7	2000	0.3	500
CT0201LSF-R10	100	5,10	100	7	1500	0.41	430
CT0201LSF-R13	130	5,10	100	7	1500	0.44	400
CT0201LSF-R16	160	5,10	100	7	1400	0.71	350
CT0201LSF-R20	200	5,10	100	9	1400	0.95	260

PHYSICAL DIMENSIONS

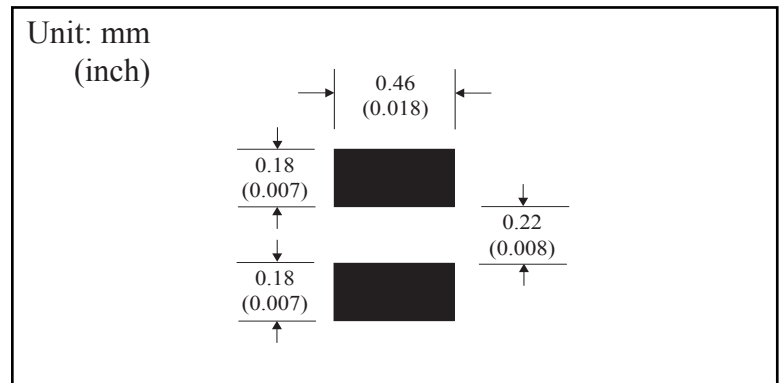
Size	A Max.	B Max.	C Max.	D	E
mm	0.58	0.46	0.45	0.38	0.12
inches	0.023	0.018	0.018	0.015	0.005



CHARACTERISTICS

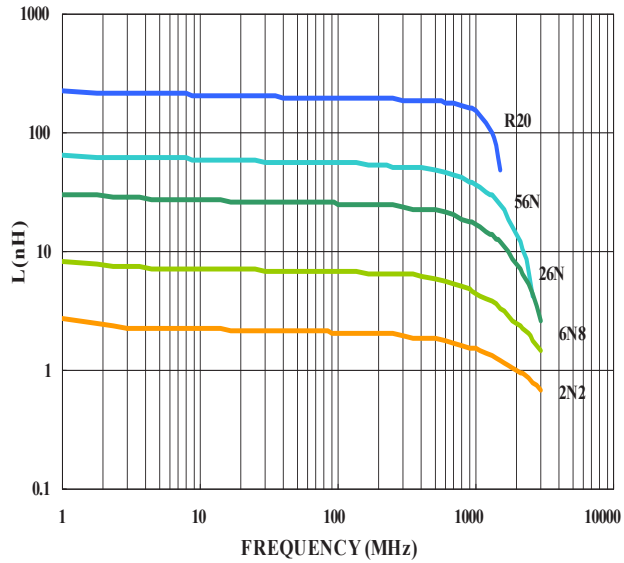
- Description:** SMD ferrite core wire-wound chip inductor.
- Applications:** Telecom and datacom applications such as xDSL, Cable modem, Set-top box, CATV filter/tuner, Wireless LAN etc
- Operating Temperature:** -25°C to +105°C (including self-temperature rise)
- Testing:** Inductance and Q tested on Agilent E4991A+Agilent HP16197A
- Irms:** For a 15°C temperature rise from 25°C ambient with current.
- Packaging:** Tape & Reel.
- Additional Information:** Additional electrical & physical information available upon request.
- Samples available. See website for ordering information.**

PAD LAYOUT



CT0201LSF Curves

Inductance vs. Frequency



Q vs. Frequency

