

CIT

Relay & Switch

SMART SOLUTIONS

are found here

A Series Relays automotive style

current applications

- Rear Lift Gates
- Recreational Vehicles
- Tractors
- Lawn Mowers
- Wheelchair Lifts
- Fork Lifts
- ATV's
- Golf Carts
- School Buses
- Marine & Yachts
- Emergency Vehicles
- Heavy Equipment

Automotive relays are used in a wide variety of automotive-related equipment, lamp accessories and bus applications. Available in many sizes with switching capacity up to 80amps including shrouded and water resistant versions. Available termination options include PC pin and quick connect mounting; some series include metal or plastic mounting tab.



A1 & A1M Series

With switching capacity up to 30A, the A1 Series is suitable for automotive and lamp accessories. Mounting methods are PC pin or quick connect. Contact arrangement options are 1A or 1C with coil power options of 1.2W or 1.5W. The A1 Series size is 22.8 x 15.3 x 25.8mm.

The A1M Series offers up to 20A switching capacity with PC pin or quick connect mounting method options. Contact arrangement options are 1A or 1B with coil power of 1.5W for 12VDC. The A1M Series is 20.2 x 15.2 x 22.0mm.



A2 Series

Offering two mounting flange options the A2 Series is also available with a shrouded version. Large switching capacity up to 40A with coil voltage ranging from 6VDC up to 48VDC. Coil power options are 1.6W or 1.9W. Contact ratings are 1A, 1B or 1C. The A2 Series dimensions are 26.0 x 26.0 x 24.5mm.




A2H Series

Low temperature rise at full load is a hallmark of the A2H Series. With large switching capacity up to 50A and a choice of PC pin or quick connect mounting, this ruggedly constructed relay offers 1A or 1C contact arrangement with coil voltage option of 12VDC or 24VDC. Coil power is 1.6W. The A2H Series dimensions are 26.0 x 26.0 x 22.7mm, with two styles of mounting flanges.



A3 Series

Large switching capacity up to 80A with PC pin or quick connect mounting, the A3 Series is QS-9000 and ISO-9002 certified. Offering both standard and heavy duty contact ratings, the A3 Series is available as 1A, 1B, 1C or 1U. Coil voltage choices are 12VDC or 24VDC, with coil power of 1.8W. Dimensions are 28.5 x 28.5 x 26.5mm.



A4 Series

The A4 Series relay features low coil power consumption with switching current up to 20A with a dual relay option available. Contact arrangement options are 1A, 1C, 1U, 1W, 2A, 2C, 2U or 2W. Coil power is 1.0W and coil voltage is 12VDC or 24VDC. Dimensions are 16.9 x 14.2 (29.7) x 19.5mm. The A4 Series is suitable for household appliances and automotive applications.



A5 Series

The A5 Series relay offers switching capacity up to 40A while light weight and small in size. Contact arrangement options are 1A, 1B or 1C. Coil voltage options range from 9VDC up to 24VDC with coil power choices of 1.6W or 1.9W. Dimensions are 25.8 x 20.5 x 20.5mm. The A5 Series is an automotive and lamp relay suitable for a variety of accessories.



A6 Series

The A6 Series automotive relay is small in size and light weight. Offering low coil power consumption, switching current is up to 30A with contact arrangement choices of 1A or 1C. Coil voltage options are 12VDC or 24VDC with coil power of 0.9W or 1.3W. With PC pin mounting, the A6 Series is 22.5 x 15.0 x 25.2mm. Contact factory directly for information on our shrouded version.




A9 Series

Accommodating a standard automotive fuse, the A9 Series relay offers switching capacity up to 40A. With a metal mounting tab, the quick connect relay offers 1A contact arrangement with coil voltage of 12VDC or 24VDC with coil power of 1.8W. Dimensions are 35.5 x 25.5 x 21.0mm.




A10 Series

The A10 Series automotive relay is available in a dual relay package. Ultra light weight and with switching capacity up to 30A, the A10 withstands high temperature. PC pin mounting, coil voltage ranges from 5VDC up to 24VDC with coil power of .55W. Contact arrangement options are 1A, 1C, 2A or 2C. Dimensions are 12.0 (23.8) x 12.9 x 9.9mm. Mounting methods for this automotive relay are PC pin or quick connect.



A15 Series

Switching capacity up to 20A, the A15 Series relay is small in size and light weight. Suitable for automotive and lamp accessories, the A15 Series offers PC pin mounting, contact arrangement options of 1C, 1U, 2C or 2U with coil voltage of 12VDC and coil power of .70W. Dual relay option is available. Dimensions are 15.5 x 12.5 (25.5) x 13.7mm.



A16 Series

Switching capacity up to 25A, with PC pin mounting, the light weight and small in size A16 Series is QS-9000 and ISO-9002 certified. Offering F Class insulation standard, the A16 Series is available with contact arrangement 1C. Coil voltage is 12VDC, with coil power options of .64W or .80W. Dimensions are 14.5 x 7.7 x 13.7mm.



A17 Series

With switching capacity up to 30A, the A17 Series automotive relay is light weight and small in size. Suitable for automotive and lamp accessories, the A17 offers contact arrangement of 1A with coil voltage options of 12VDC or 24VDC and coil power of .96W. PC pin mounted, the A17 Series is 16.5 x 15.5 x 24.3mm in size.



Sockets

We offer relays sockets for a large number of automotive relays and UL approved relays. For use in both PC Pin and Panel Mount & Wire assembly. DIN Rail Mountable and Finger Safe DIN Rail Mountable are also available.



CIT Relay & Switch validation test lab

CIT Relay & Switch has a sophisticated test lab for failure analysis and material testing, helping our customers solve their toughest problems. Our aim is to establish long-lasting relationships with our customers by providing comprehensive technical expertise using our state-of-the-art test lab. Providing accurate and concise solutions, we give our customers the best explanation about how their components perform. Contact a CIT Application Engineer to validate product suitability for your application with real-time live testing backed with data.



14680 James Road, Rogers, MN 55374 USA
763.535.2339 • sales@citrelay.com

global distributor



CIT Relay & Switch manufactures a broad array of RoHS compliant electromechanical automotive, telecom, security, industrial and HVAC relays and switches. Thank you for giving CIT Relay & Switch the opportunity to demonstrate why so many are joining our growing list of satisfied customers — customers who have come to rely on the service and quality provided by CIT Relay & Switch.

find your **SMART SOLUTIONS** here

