



# AZ23C2V4 SERIES

## DUAL SURFACE MOUNT ZENER DIODES

**VOLTAGE** 2.4 to 51 Volt **POWER** 300 mWatt

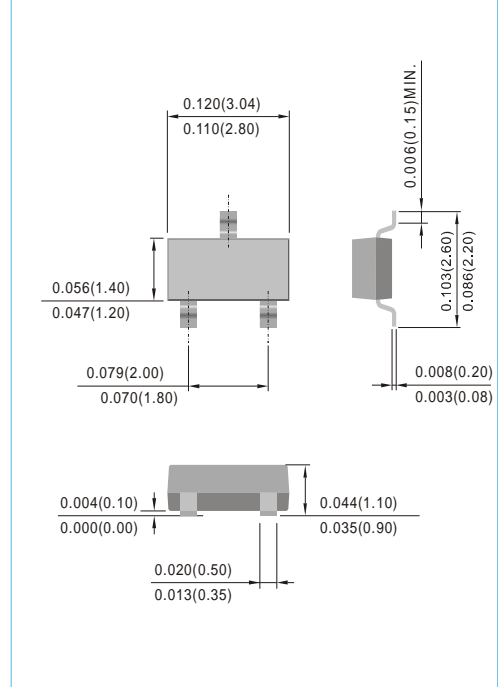
**SOT-23** Unit : inch(mm)

### FEATURES

- Dual Zeners in Common Anode Configuration
- 300mW Power Dissipation Rating
- Zener Voltages from 2.4~51V
- Ideally Suited for Automatic Insertion
- Common Cathode Style Available See DZ Series
- Lead free in compliance with EU RoHS 2011/65/EU directive
- Green molding compound as per IEC61249 Std. . (Halogen Free)

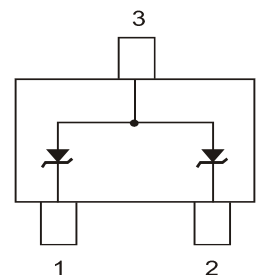
### MECHANICAL DATA

- Case: SOT-23, Molded Plastic
- Terminals: Solderable per MIL-STD-750, Method 2026
- Approx. Weight: 0.0003 ounces, 0.008 grams



## MAXIMUM RATINGS AND ELECTRICAL CHARACTERISTICS

PARAMETER	SYMBOL	VALUE	UNITS
Power Dissipation (Note 1)	$P_D$	300	mW
Thermal Resistance, Junction to Ambient Air (Note 1)	$R_{\theta JA}$	417	$^{\circ}C/W$
Operating Junction Temperature and Storage Temperature Range	$T_J, T_{STG}$	-55 to +150	$^{\circ}C$



### NOTES :

1. Mounted on 5mm<sup>2</sup>(.013mm thick) land areas.
2. Measured on 8.3ms, single half sine-wave or equivalent square wave, duty cycle = 4 pulses per minute maximum.

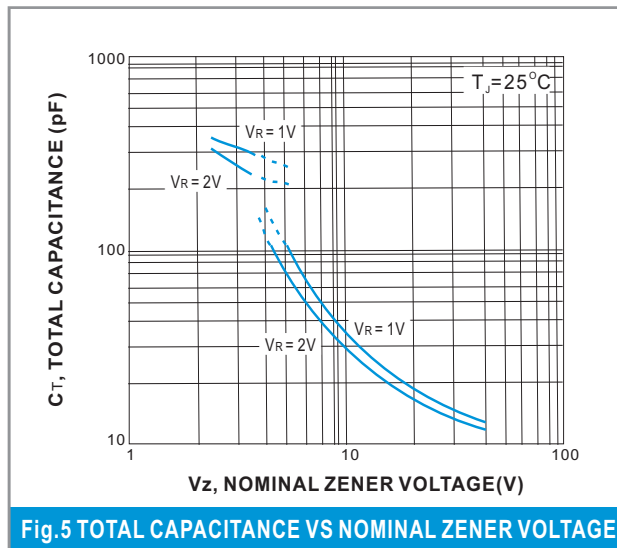
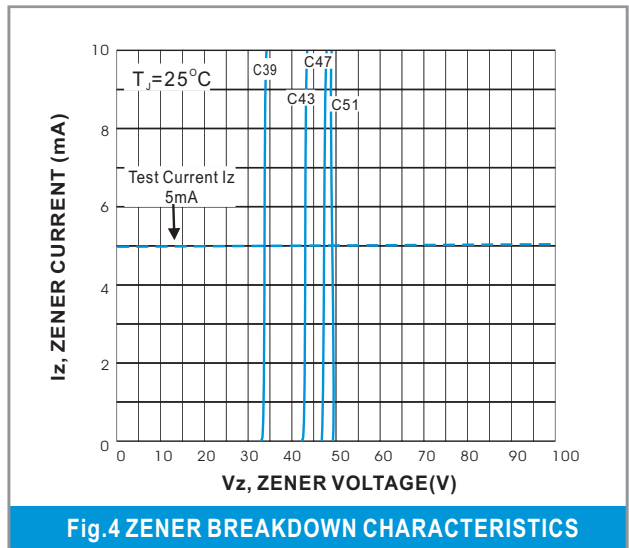
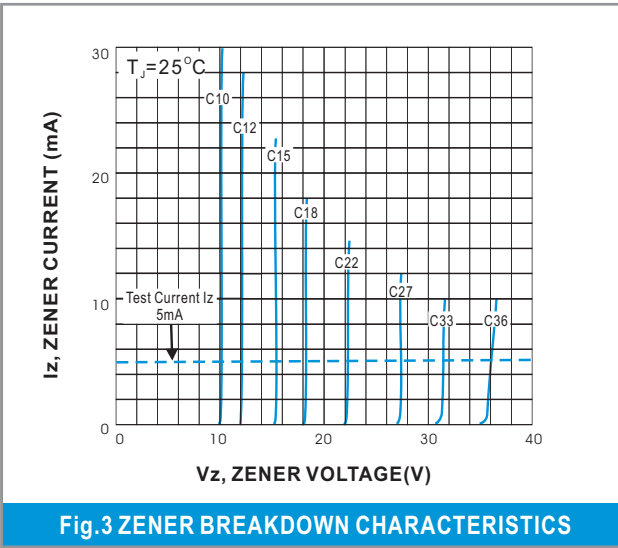
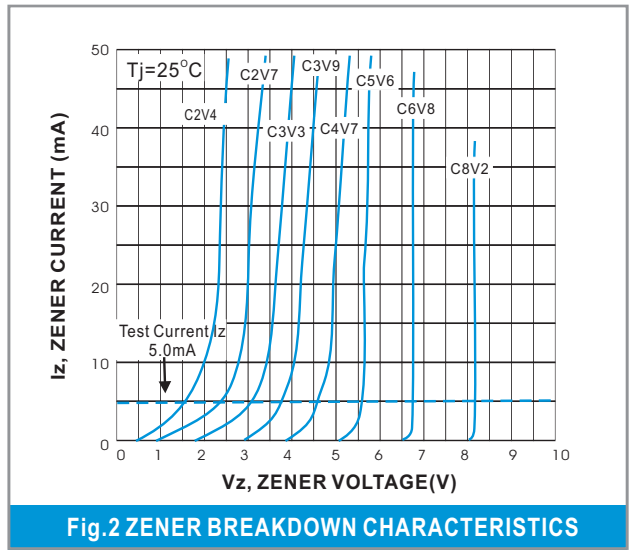
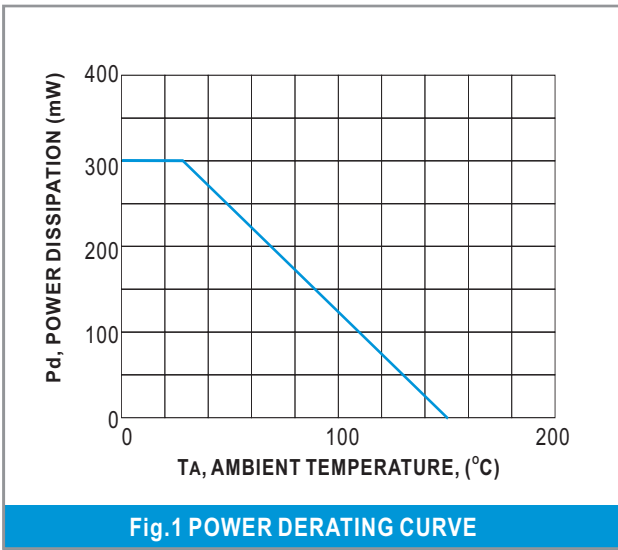


# AZ23C2V4 SERIES

Part Number	Nominal Zener Voltage			Max. Zener Impedance				Max Reverse Leakage Current		Marking Code
	V <sub>Z</sub> @ I <sub>ZT</sub>			Z <sub>TT</sub> @ I <sub>ZT</sub>		Z <sub>ZK</sub> @ I <sub>ZK</sub>		I <sub>R</sub> @ V <sub>R</sub>		
	Nom. V	Min. V	Max. V	Ω	mA	Ω	mA	μA	V	
AZ23C2V4	2.4	2.28	2.52	85	5.0	600	1.00	100	1.0	DO
AZ23C2V7	2.7	2.57	2.84	83	5.0	600	1.00	75	1.0	DA
AZ23C3V0	3.0	2.85	3.15	95	5.0	600	1.00	50	1.0	DB
AZ23C3V3	3.3	3.14	3.47	95	5.0	600	1.00	25	1.0	DC
AZ23C3V6	3.6	3.42	3.78	95	5.0	600	1.00	15	1.0	DD
AZ23C3V9	3.9	3.71	4.10	95	5.0	600	1.00	10	1.0	DE
AZ23C4V3	4.3	4.09	4.52	95	5.0	600	1.00	5.0	1.0	DF
AZ23C4V7	4.7	4.47	4.94	78	5.0	500	1.00	5.0	1.0	DG
AZ23C5V1	5.1	4.85	5.36	60	5.0	480	1.00	0.1	0.8	DH
AZ23C5V6	5.6	5.32	5.88	40	5.0	400	1.00	0.1	1.0	DI
AZ23C6V2	6.2	5.89	6.51	10	5.0	150	1.00	0.1	2.0	DJ
AZ23C6V8	6.8	6.46	7.14	8	5.0	80	1.00	0.1	3.0	D11
AZ23C7V5	7.5	7.13	7.88	7	5.0	80	1.00	0.1	5.0	D12
AZ23C8V2	8.2	7.79	8.61	7	5.0	80	1.00	0.1	6.0	D13
AZ23C8V7	8.7	8.27	9.14	7	5.0	100	1.00	0.1	6.5	D87
AZ23C9V1	9.1	8.65	9.56	10	5.0	100	1.00	0.1	7.0	D14
AZ23C10	10	9.50	10.50	15	5.0	150	1.00	0.1	7.5	D15
AZ23C11	11	10.45	11.55	20	5.0	150	1.00	0.1	8.5	D16
AZ23C12	12	11.40	12.60	20	5.0	150	1.00	0.1	9.0	D17
AZ23C13	13	12.35	13.65	25	5.0	170	1.00	0.1	10.0	D18
AZ23C14	14	13.30	14.70	25	5.0	170	1.00	0.1	10.5	DK
AZ23C15	15	14.25	15.75	30	5.0	200	1.00	0.1	11.0	D19
AZ23C16	16	15.20	16.80	40	5.0	200	1.00	0.1	12.0	D20
AZ23C17	17	16.15	17.85	40	5.0	200	1.00	0.1	13.0	DL
AZ23C18	18	17.10	18.90	50	5.0	225	1.00	0.1	14.0	D21
AZ23C20	20	19.00	21.00	50	5.0	225	1.00	0.1	15.0	D22
AZ23C22	22	20.90	23.10	55	5.0	250	1.00	0.1	17.0	D23
AZ23C24	24	22.80	25.20	80	5.0	250	1.00	0.1	18.0	D24
AZ23C27	27	25.65	28.35	80	5.0	300	1.00	0.1	20.0	D25
AZ23C28	28	26.60	29.40	80	5.0	300	1.00	0.1	22.0	DM
AZ23C30	30	28.50	31.50	80	5.0	300	1.00	0.1	22.5	D26
AZ23C33	33	31.35	34.65	80	5.0	325	1.00	0.1	25.0	D27
AZ23C36	36	34.20	37.80	90	5.0	350	1.00	0.1	27.0	D28
AZ23C39	39	37.05	40.95	90	5.0	350	1.00	0.1	29.0	D29
AZ23C43	43	40.85	45.15	100	5.0	375	1.00	0.1	32.0	D30
AZ23C47	47	44.65	49.35	100	5.0	375	1.00	0.1	35.0	D31
AZ23C51	51	48.45	53.55	100	5.0	400	1.00	0.1	38.0	D32



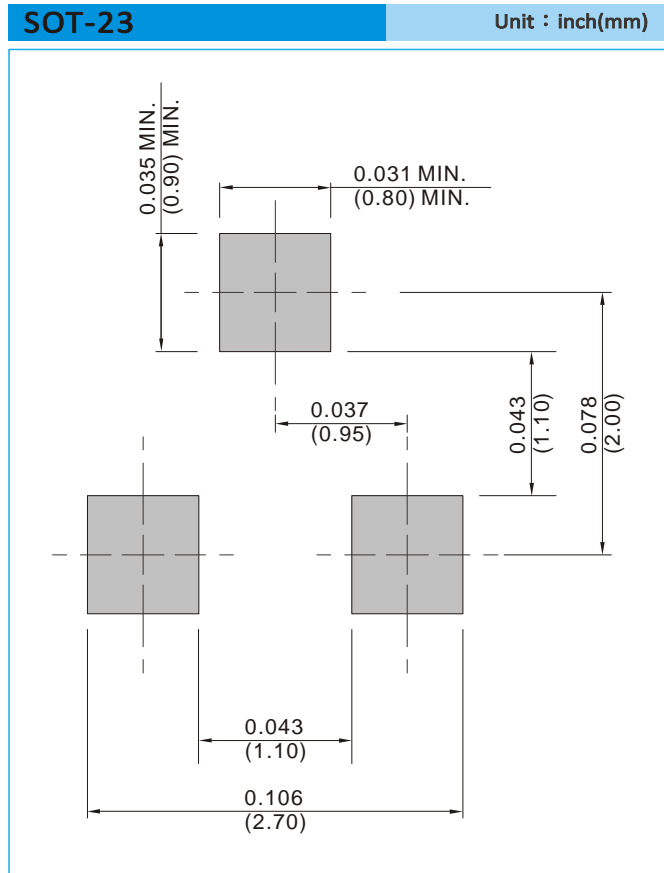
# AZ23C2V4 SERIES





# AZ23C2V4 SERIES

## MOUNTING PAD LAYOUT



## ORDER INFORMATION

- Packing information
  - T/R - 12K per 13" plastic Reel
  - T/R - 3K per 7" plastic Reel



# AZ23C2V4 SERIES

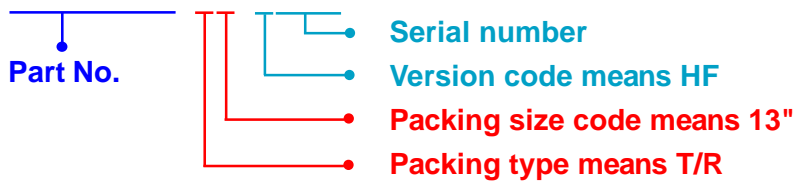
## Part No\_packing code\_Version

AZ23C2V4\_R1\_00001

AZ23C2V4\_R2\_00001

For example :

**RB500V-40** **R2** **00001**



Packing Code <b>XX</b>				Version Code <b>XXXXX</b>		
Packing type	1 <sup>st</sup> Code	Packing size code	2 <sup>nd</sup> Code	HF or RoHS	1 <sup>st</sup> Code	2 <sup>nd</sup> ~5 <sup>th</sup> Code
Tape and Ammunition Box (T/B)	A	N/A	0	HF	0	serial number
Tape and Reel (T/R)	R	7"	1	RoHS	1	serial number
Bulk Packing (B/P)	B	13"	2			
Tube Packing (T/P)	T	26mm	X			
Tape and Reel (Right Oriented) (TRR)	S	52mm	Y			
Tape and Reel (Left Oriented) (TRL)	L	PANASERT T/B CATHODE UP (PBCU)	U			
FORMING	F	PANASERT T/B CATHODE DOWN (PBCD)	D			



## AZ23C2V4 SERIES

---

### Disclaimer

- Reproducing and modifying information of the document is prohibited without permission from Panjit International Inc..
- Panjit International Inc. reserves the rights to make changes of the content herein the document anytime without notification. Please refer to our website for the latest document.
- Panjit International Inc. disclaims any and all liability arising out of the application or use of any product including damages incidentally and consequentially occurred.
- Panjit International Inc. does not assume any and all implied warranties, including warranties of fitness for particular purpose, non-infringement and merchantability.
- Applications shown on the herein document are examples of standard use and operation. Customers are responsible in comprehending the suitable use in particular applications. Panjit International Inc. makes no representation or warranty that such applications will be suitable for the specified use without further testing or modification.
- The products shown herein are not designed and authorized for equipments requiring high level of reliability or relating to human life and for any applications concerning life-saving or life-sustaining, such as medical instruments, transportation equipment, aerospace machinery et cetera. Customers using or selling these products for use in such applications do so at their own risk and agree to fully indemnify Panjit International Inc. for any damages resulting from such improper use or sale.
- Since Panjit uses lot number as the tracking base, please provide the lot number for tracking when complaining.