


# PNP Power Silicon Transistor

## 2N5151, 2N5151L & 2N5153, 2N5153L



### Features

- Available in commercial, JAN, JANTX, JANTXV, JANS and JANSR 100K rads (Si) per MIL-PRF-19500/545
- TO-5 Package: 2N5151L, 2N5153L  
TO-39 (TO-205AD) Package: 2N5151, 2N5153



### Maximum Ratings ( $T_C = +25^\circ\text{C}$ unless otherwise noted)

Ratings	Symbol	Value	Units
Collector - Emitter Voltage	$V_{CEO}$	80	Vdc
Collector - Base Voltage	$V_{CBO}$	100	Vdc
Emitter - Base Voltage	$V_{EBO}$	5.5	Vdc
Collector Current	$I_C$	2.0	Adc
Total Power Dissipation @ $T_A = +25^\circ\text{C}$ @ $T_C = +25^\circ\text{C}$	$P_T$	1.0 10	W
Operating & Storage Temperature Range	$T_{op}, T_{stg}$	-65 to +200	$^\circ\text{C}$
Thermal Resistance, Junction-to-Case	$R_{\theta JC}$	10	$^\circ\text{C}/\text{W}$

### Electrical Characteristics ( $T_A = +25^\circ\text{C}$ unless otherwise noted)

OFF Characteristics	Symbol	Minimum	Maximum	Units
Collector - Emitter Breakdown Voltage $I_C = 100 \text{ mAdc}, I_B = 0$	$V_{(BR)CEO}$	80	---	Vdc
Emitter - Base Cutoff Current $V_{EB} = 4.0 \text{ Vdc}, I_C = 0$ $V_{EB} = 5.5 \text{ Vdc}, I_C = 0$	$I_{EBO}$	---	1.0 1.0	$\mu\text{Adc}$ mAdc
Collector - Emitter Cutoff Current $V_{CE} = 60 \text{ Vdc}, V_{BE} = 0$ $V_{CE} = 100 \text{ Vdc}, V_{BE} = 0$	$I_{CES}$	---	1.0 1.0	$\mu\text{Adc}$ mAdc
Collector - Emitter Cutoff Current $V_{CE} = 40 \text{ Vdc}, I_B = 0$	$I_{CEO}$	---	50	$\mu\text{Adc}$

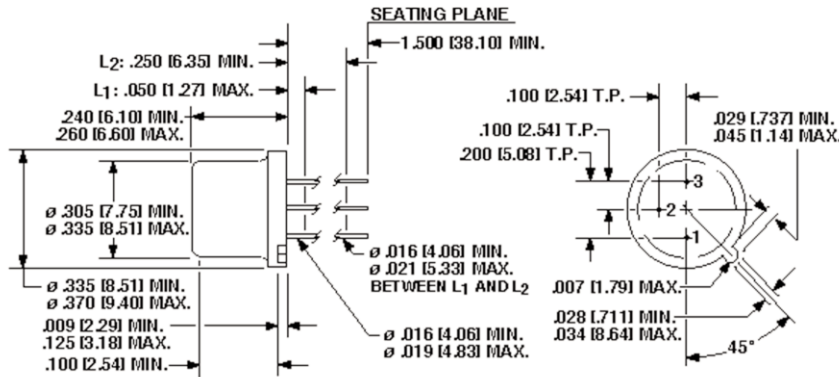


## Electrical Characteristics -con't

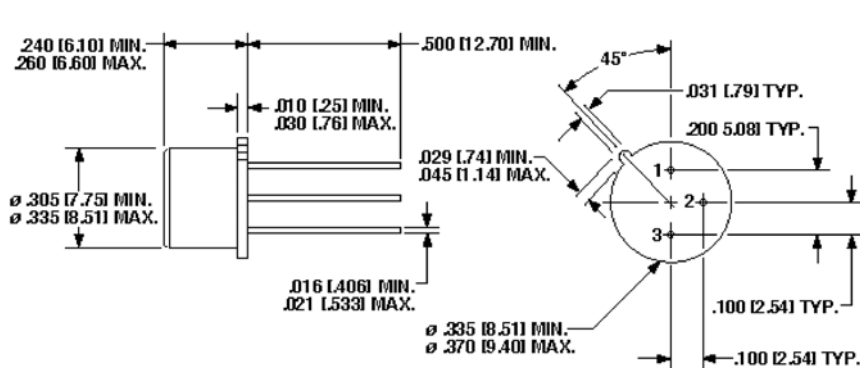
ON Characteristics		Symbol	Mimumum	Maximum	Units
Forward Current Transfer Ratio $I_C = 50 \text{ mAdc}, V_{CE} = 5.0 \text{ Vdc}$	2N5151	$H_{FE}$	20	---	
	2N5153		50	---	
$I_C = 2.5 \text{ Adc}, V_{CE} = 5.0 \text{ Vdc}$	2N5151		30	90	
	2N5153		70	200	
$I_C = 5.0 \text{ Adc}, V_{CE} = 5.0 \text{ Vdc}$	2N5151		20	---	
	2N5153		40	---	
Collector - Emitter Saturation Voltage $I_C = 2.5 \text{ Adc}, I_B = 250 \text{ mAdc}$ $I_C = 5.0 \text{ Adc}, I_B = 500 \text{ mAdc}$		$V_{CE(sat)}$	---	0.75 1.5	Vdc
Emitter - Base Voltage Non-Saturation $I_C = 2.5 \text{ Adc}, V_{CE} = 5.0 \text{ Vdc}$		$V_{BE(ON)}$	---	1.45	Vdc
Emitter - Base Saturation Voltage $I_C = 2.5 \text{ Adc}, I_B = 250 \text{ mAdc}$ $I_C = 5.0 \text{ Adc}, I_B = 500 \text{ mAdc}$		$V_{BE(sat)}$	---	1.45 2.2	Vdc
<b>DYNAMIC Characteristics</b>					
Magnitude of Common Emitter Small-Signal Short-Circuit Forward Current Transfer Ratio $I_C = 500 \text{ mAdc}, V_{CE} = 5.0 \text{ Vdc}, f = 10 \text{ MHz}$	2N5151 2N5153	$ h_{fe} $	6.0 7.0	---	
Small-signal short Circuit FOI Ward-Current Transfer Ratio $I_C = 100 \text{ mAdc}, V_{CE} = 5 \text{ Vdc}, f = 1 \text{ KHz}$	2N5151 2N5153	$h_{fe}$	20 50	---	
Output Capacitance $V_{CB} = 10 \text{ Vdc}, I_E = 0, f = 1.0 \text{ MHz}$		$C_{obo}$	---	250	pF
<b>SWITCHING Characteristics</b>					
Turn-On Time $I_C = 5.0 \text{ Adc}; I_{B1} = 500 \text{ mAdc}$ $R_L = 6 \Omega$ $V_{BE(OFF)} = 3.7 \text{ Vdc}$		$t_{on}$	---	0.5	$\mu\text{s}$
Turn-off Time $I_C = 5.0 \text{ Adc}; I_{B1} = 500 \text{ mAdc}$ $I_{B2} = -500 \text{ mAdc}$ $R_L = 6 \Omega$ $V_{BE(OFF)} = 3.7 \text{ Vdc}$		$t_{off}$	---	1.5	$\mu\text{s}$
Storage Time $I_C = 5.0 \text{ Adc}; I_{B1} = 500 \text{ mAdc}$ $I_{B2} = -500 \text{ mAdc}$ $R_L = 6 \Omega$		$t_s$	---	1.4	$\mu\text{s}$
Fall Time $V_{BE(OFF)} = 3.7 \text{ Vdc}$		$t_f$	---	0.5	$\mu\text{s}$
<b>SAFE OPERATING AREA</b>					
<b>DC Tests:</b>	$T_C = +25 \text{ }^\circ\text{C}, 1 \text{ Cycle}, t_p = 1.0 \text{ s}$				
<b>Test 1:</b>	$V_{CE} = 5.0 \text{ Vdc}, I_C = 2.0 \text{ Adc}$				
<b>Test 2:</b>	$V_{CE} = 32.0 \text{ Vdc}, I_C = 310 \text{ mAdc}$				
<b>Test 3:</b>	$V_{CE} = 80 \text{ Vdc}, I_C = 12.5 \text{ mAdc}$				

## Outline Drawing

TO-5 Package: (2N5151L, 2N5153L)



TO-39 (TO-205AD) Package: (2N5151, 2N5153)



NOTE: Dimensions in Inches [mm]

### Aeroflex / Metelics, Inc.

975 Stewart Drive,  
Sunnyvale, CA 94085  
Tel: (408) 737-8181  
Fax: (408) 733-7645

Sales: 888-641-SEMI (7364)

#### Hi-Rel Components

9 Hampshire Street,  
Lawrence, MA 01840  
Tel: (603) 641-3800  
Fax: (978) 683-3264

[www.aeroflex.com/metelics-hirelcomponents](http://www.aeroflex.com/metelics-hirelcomponents)

[www.aeroflex.com/metelics](http://www.aeroflex.com/metelics)      [metelics-sales@aeroflex.com](mailto:metelics-sales@aeroflex.com)

Aeroflex / Metelics, Inc. reserves the right to make changes to any products and services herein at any time without notice. Consult Aeroflex or an authorized sales representative to verify that the information in this data sheet is current before using this product. Aeroflex does not assume any responsibility or liability arising out of the application or use of any product or service described herein, except as expressly agreed to in writing by Aeroflex; nor does the purchase, lease, or use of a product or service from Aeroflex convey a license under any patent rights, copyrights, trademark rights, or any other of the intellectual rights of Aeroflex or of third parties.

Copyright 2010 Aeroflex / Metelics. All rights reserved.

ISO 9001: 2008 certified companies



Our passion for performance is defined by three attributes represented by these three icons: solution-minded, performance-driven and customer-focused.