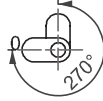


LEAF HINGE | VERSION 1, 2, 5, 6



Hinge Rotation Angle



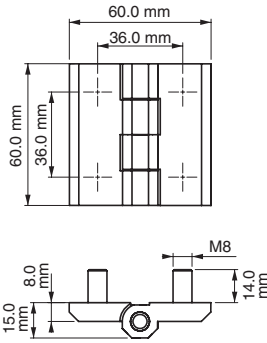
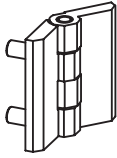
Specifications

- **Material:**
 Body: Zinc Alloy (Zamak) DIN-EN 1774-ZnAl4Cu1
 Pin: Stainless Steel
- Available in three sizes, hole or stud installation:
 - 60 mm x 60 mm
 - 60 mm x 90 mm
 - 60 mm x 120 mm

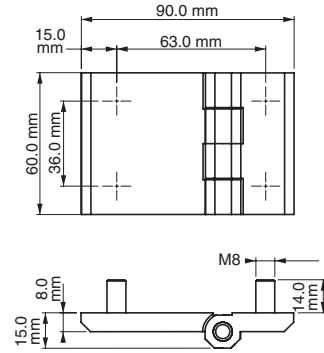
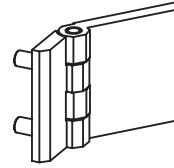
Features

- Generally used for plain / flush-mounted, isolated heavy doors
- Stud versions fitted with M8 x 14 mm threaded stud
- Stainless steel (AISI 304) hinge pin
- Applications: Generators, machinery covers, electric panels

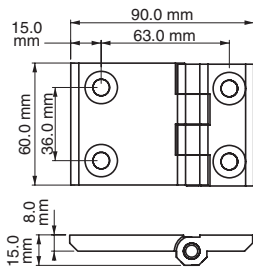
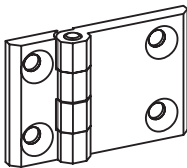
Version 1



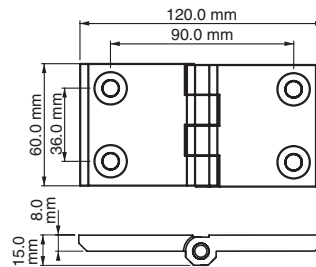
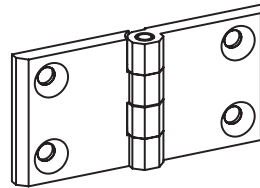
Version 2



Version 5



Version 6



Item Number	Hinge Rotation	Material	Finish	Version
399-1-1-1	270°	Zinc Alloy	Chrome	1
399-1-1-2	270°	Zinc Alloy	Chrome	2
399-1-1-5	270°	Zinc Alloy	Chrome	5
399-1-1-6	270°	Zinc Alloy	Chrome	6
399-1-2-1	270°	Zinc Alloy	Black	1
399-1-2-2	270°	Zinc Alloy	Black	2
399-1-2-5	270°	Zinc Alloy	Black	5
399-1-2-6	270°	Zinc Alloy	Black	6