


CotoMOS® CT335/CS335

The CT335 and CS335 feature current switching capability to 80mA with a low on resistance of 30Ω Maximum. Designed for Security, Measurement and Instrumentation applications the CotoMOS® relay is capable of handling 80V load conditions. If your requirements are different please contact your Coto Applications Engineer for assistance through www.cotorelay.com.

CT335/CS335 Features

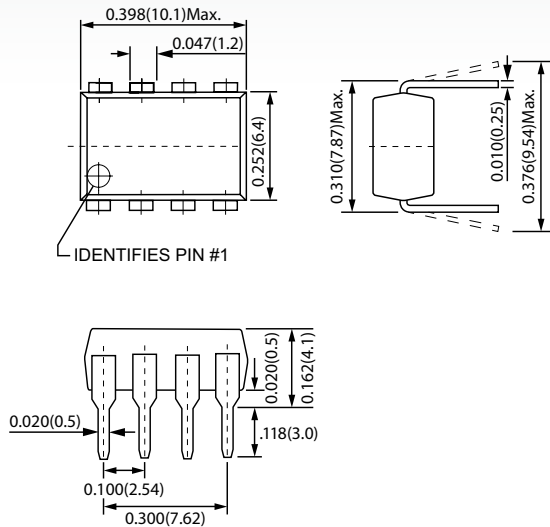
- ▶ Contact Form: 2A
- ▶ Load Voltage: 80V Maximum
- ▶ Operation LED Current: 3.0mA Maximum
- ▶ Load Current: 80mA Maximum
- ▶ On-Resistance: 30Ω Maximum
- ▶ Low Off-State Leakage Current: 10nA Maximum
- ▶ I/O Breakdown Voltage: 1500Vrms Minimum
- ▶ Suffix -H for I/O Breakdown Voltage: 5000Vrms Minimum



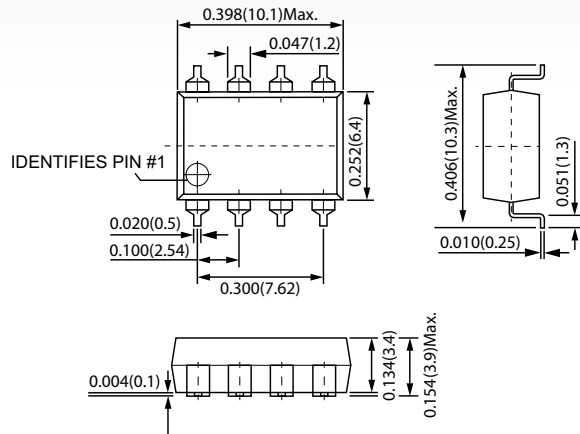
DIMENSIONS

in Inches (Millimeters)

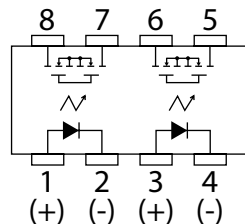
CT335



CS335



TERMINAL IDENTIFICATION



1,3: Anode (LED)
2,4: Cathode (LED)

5,6,7,8: Drain
(MOSFET)

CT335/CS335 MAXIMUM RATINGS (Ambient Temperature: 25°C)

Parameters	Symbol	Units	Value
INPUT SPECIFICATIONS			
Continuous LED Current	I_F	mA	50
Peak LED Current	I_{FP}	mA	500
LED Reverse Voltage	V_R	V	5
Input Power Dissipation	P_{in}	mW	75
OUTPUT SPECIFICATIONS			
Load Voltage	V_L	V (AC peak or DC)	80
Load Current	I_L	mA	80
Peak Load Current	I_{Peak}	A	0.3
Output Power Dissipation	P_{Out}	mW	450
RELAY SPECIFICATIONS			
Total Power Dissipation	P_T	mW	500
I/O Breakdown Voltage	$V_{I/O}$	V _{rms}	1500
Operating Temperature	T_{Opr}	°C	-40 ~ +85
Storage Temperature	T_{Stg}	°C	-40 ~ +100

CT335/CS335 ELECTRICAL SPECIFICATIONS (Ambient Temperature: 25°C)

Parameters	Symbol	Test Conditions	Units	Min	Typ	Max
INPUT						
LED Forward Voltage	V_F	$I_F=10mA$	V	1.0		1.5
Operation LED Current	$I_{F On}$		mA		0.9	3.0
Recovery LED Voltage	$V_{F Off}$		V	0.5		
OUTPUT						
On-Resistance Drain to Drain	R_{On}	$I_F=5mA, I_L=Rating$ Time to flow is within 1 sec.	Ω		20	30
Off-State Leakage Current	I_{Leak}	$V_L=80V$	nA			10
Output Capacitance	C_{Out}	$V_L=0V, f=1MHz$	pF		6.0	
TRANSMISSION						
Turn-On Time	T_{On}	$I_F=10mA, I_L=Rating$	ms		0.02	1.0
Turn-Off Time	T_{Off}		ms		0.05	1.0
COUPLED						
I/O Insulation Resistance	$R_{I/O}$		Ω	10^9		
I/O Capacitance	$C_{I/O}$	$f=1MHz$	pF		1.3	

Environmental Ratings:

Operating Temp: -40°C to +85°C; Storage Temp: -40 to +100 C.
All electrical parameters measured at 25° C unless otherwise specified.