

NimbeLink Skywire™ GPRS Embedded Cellular Modem

Product Description

Add robust cellular connectivity to your M2M devices without the cost, delay, and hassle of federal and carrier certifications. Extensive experience in designing and building embedded product solutions makes the NimbeLink Skywire™ embedded cellular modem the smallest on the market. Its U.FL port ensures antenna flexibility. It complies with the popular XBEE interface standard and supports GSM GPRS class 10 communication, minimizing costs of hardware and network access.


The NimbeLink Skywire™ cellular modem is available with bundled data plans from leading cellular carriers. This product supports GSM GPRS class 10. Other footprint compatible products support 1xRTT, EVDO and LTE, and like our other products will let you quickly, easily, and economically incorporate fully-compliant cellular connectivity into devices without having to apply for certification.

Take the complexity out of designing cellular M2M solutions.

NimbeLink.
Smart. Simple. Cellular.

Advantages

- FCC & PTCRB Certified
- Lowest cost 2G GSM GPRS
- Migration path to UMTS 1xRTT, EVDO & LTE
- Bundled data plans available
- Micro SIM card slot on module



Orderable Part Number	Description
NL-SW-GPRS	Skywire™ Cellular Modem, GSM
NL-SWDK-GPRS	Skywire™ Development Kit, includes NL-SW-GPRS module

Technical Specifications

Power Active Call	330mA
Normal	10mA
Power Saving	1mA
Input Voltage	3.5V - 4.3V
I / O Voltage	1.65V - 5.5V
Temperature Range	-40 to 85 C
Dimensions	29mm x 33mm x 6.5mm

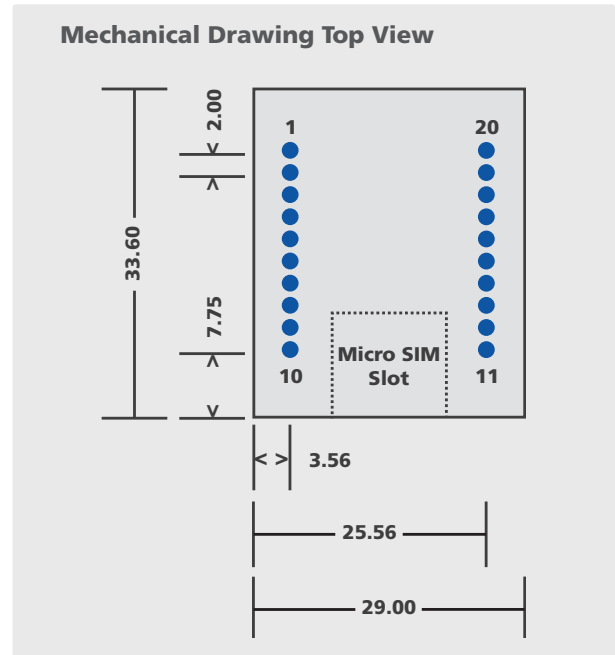
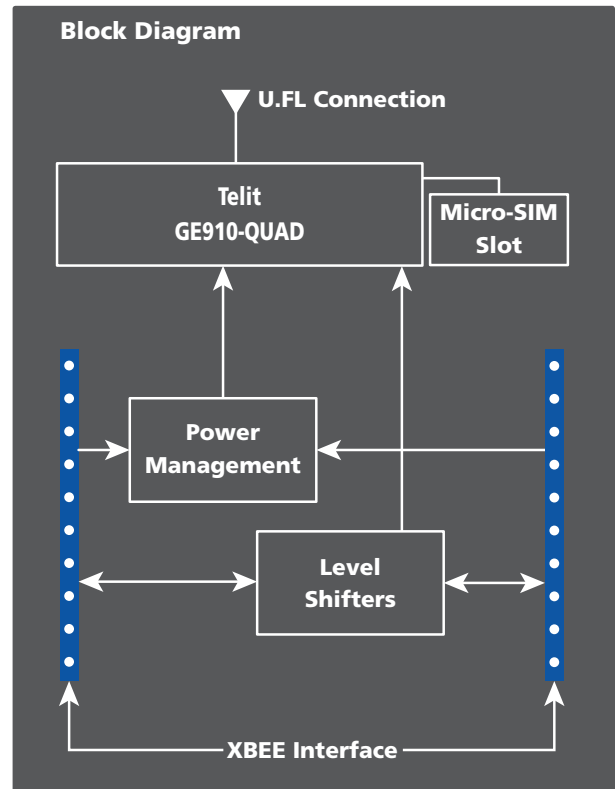
Module Features

- Industry Smallest
- U.FL port for antenna flexibility
- XBEE Form Factor

Development Kit

The development kit includes one Skywire™ embedded cellular modem, baseboard, antenna, power supply, debug cable, and cellular service plan. The kit enables you to develop your application directly on the Skywire™ embedded cellular modem with three different ways to connect:

- Connect your PC to the GE910-QUAD UART port via onboard USB-to-UART converter and send AT commands directly to the modem through PC terminal applications.
- The baseboard is an Arduino shield, so you can plug the module directly onto an Arduino microcontroller. (Kit includes sample sketches showing how to initialize the modem, make data connections, and send and receive SMS messages.)
- To connect the kit to a different processor or development kit, a 14-pin header breaks out the necessary signals for easy connection to any device. The modem supports I/O levels from 1.65-5.5V, simplifying connection to other systems.



website
email
phone

www.NimbeLink.com
Sales@NimbeLink.com
612-285-3433