



- 1
- 2
- 3
- 4
- 5
- 6
- 7
- 8
- 9
- 10
- 11
- 12
- 13
- 14
- 15
- 16
- 17
- 18

MATERIAL

Glass-fibre reinforced polyamide based (PA) technopolymer, polyamide based (PA) technopolymer coating, chemically bonded with semi-glossy finish, black colour.

COLOURED CENTRE CAP

Polyamide based (PA) technopolymer, in the standard colours, semi-glossy finish.

STANDARD EXECUTIONS

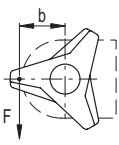
- **VB.839-B**: brass boss, threaded blind hole.
- **VB.839-SST**: AISI 303 stainless steel boss, threaded blind hole.
- **VB.839-p**: zinc-plated steel threaded stud, chamfered flat end according to UNI 947 : ISO 4753 (see Technical data on page A-10).

FEATURES

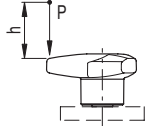
The three-arm shape is particularly ergonomic, ensuring an excellent grip.

SPECIAL EXECUTIONS ON REQUEST

- Three-arm knobs with AISI 304 stainless steel metal parts.
- Cap in other colours or with customised graphic symbols, marks or writings.



$$C [Nm] = F [N] \cdot b [m]$$



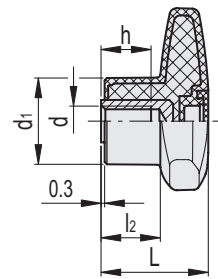
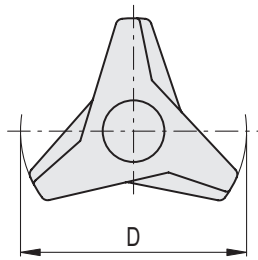
$$L [J] = P [N] \cdot h [m]$$



ELESA Original design

reddot award 2019 winner

VB.839-B



Conversion Table	
1 mm = 0.039 inch	
D	
mm	inch
63	2.48
80	3.15
100	3.94



* Complete with colour index, example: 64635-C2 VB.839/63 B-M8-C2

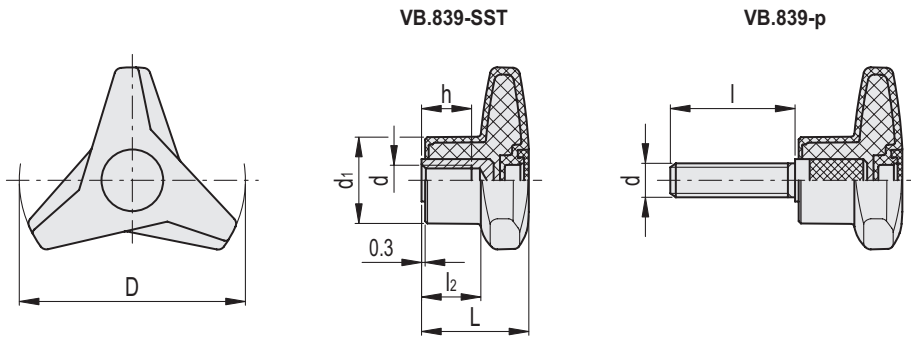
- C9 RAL9005
- C2 RAL2004
- C3 RAL7035
- C4 RAL1021
- C5 RAL5024
- C6 RAL3000
- C17 RAL6017

VB.839-B



Code	Description	D	d	L	d1	l2	h	C# [Nm]	L** [J]	⚖️
64635-*	VB.839/63 B-M8-*	63	M8	30.5	23	16	13	30	9	41
64636-*	VB.839/63 B-M10-*	63	M10	30.5	23	16	13	30	9	40
64675-*	VB.839/80 B-M10-*	80	M10	37	30.5	20	17	80	10	71
64676-*	VB.839/80 B-M12-*	80	M12	37	30.5	20	17	80	10	75
64705-*	VB.839/100 B-M12-*	100	M12	43	35	23	20	110	11	110
64706-*	VB.839/100 B-M14-*	100	M14	43	35	23	20	110	11	121

Max limit Tightening torque means the max torque value at which the metal insert, in normal conditions of use, is perfectly and strongly anchored to the plastic material.
** For impact strength (L) see Technical data on page A-3.



Conversion Table	
1 mm = 0.039 inch	
D	
mm	inch
63	2.48
80	3.15
100	3.94



* Complete with colour index, example: 64638-C2 VB.839/63 SST-M8-C2

C9	C2	C3	C4	C5	C6	C17
RAL9005	RAL2004	RAL7035	RAL1021	RAL5024	RAL3000	RAL6017

VB.839-SST

INOX STAINLESS STEEL METRIC

Code	Description	D	d	L	d1	l2	h	C# [Nm]	L** [J]	⚖
64638-*	VB.839/63 SST-M8-*	63	M8	30.5	23	16	13	30	9	41
64678-*	VB.839/80 SST-M10-*	80	M10	37	30.5	20	17	80	10	71
64708-*	VB.839/100 SST-M12-*	100	M12	43	35	23	20	110	11	109

VB.839-p

METRIC

Code	Description	D	d	L	d1	l	l2	C# [Nm]	L** [J]	⚖
64652-*	VB.839/63 p-M8x25-*	63	M8	30.5	23	25	16	25	9	46
64692-*	VB.839/80 p-M10x30-*	80	M10	37	30.5	30	20	50	10	87
64722-*	VB.839/100 p-M12x40-*	100	M12	43	35	40	23	110	11	137

"Max limit Tightening torque" means the max torque value at which the metal insert, in normal conditions of use, is perfectly and strongly anchored to the plastic material.
 ** For impact strength (L) see Technical data on page A-3.