




KAP SERIES DIP SWITCH

ANTI-VANDAL SWITCHES
 DETECTOR SWITCHES
 DIP SWITCHES
 KEYLOCK SWITCHES
 NAVIGATION SWITCHES
 PUSHBUTTON SWITCHES
 ROCKER SWITCHES
 ROTARY SWITCHES
 SLIDE SWITCHES
 SNAP ACTION SWITCHES
 TACTILE SWITCHES
 TOGGLE SWITCHES
 CAP OPTIONS



APPLICATIONS / MARKETS



RoHS

SPECIFICATIONS

Electrical Rating: 100mA @ 50VDC Non-Switching
 25mA @ 24VDC Switching
Life Expectancy: 2,000 Cycles
Contact Resistance: 100mΩ Max.
Insulation Resistance: 100 MΩ Min. at 500VDC
Dielectric Strength: 100VAC for 1 min.
Operating Temperature: -20°C to 85°C
Storage Temperature: -40°C to 85°C
Travel: 2.0mm Typical
Contact Arrangement: SPST each position

FEATURES & BENEFITS

- Piano style through hole (PCB Pin) termination
- From 2 to 12 positions
- Top seal optional
- Tube packaging

PART NUMBER CONFIGURATOR

P Series	Model No.	Termination	Circuit	No. of Positions	Actuator	Seal
<input type="text" value="KA"/>	<input type="text" value="P"/>	<input type="text" value="1"/>	<input type="text" value="1"/>	<input type="text" value="02"/>	<input type="text" value="R"/>	<input type="text" value="None"/>
KA	P - Piano Type	1 - PC Pin	1 - SPST	02 - 2 positions 03 - 3 positions 04 - 4 positions 05 - 5 positions 06 - 6 positions 07 - 7 positions 08 - 8 positions 09 - 9 positions 10 - 10 positions 12 - 12 positions	R - Recessed Actuator Top Side Off E - Extended Actuator Top Side Off	None - Standard Unsealed T - Top Tape Sealed

Switches are supplied in standard IC tubes with all poles in the "OFF" position

Specifications subject to change without notice 12.19.2017



E-SWITCH®

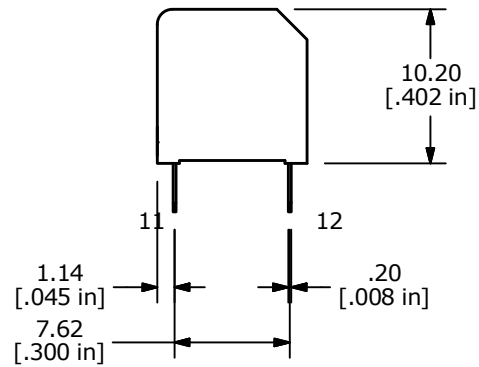
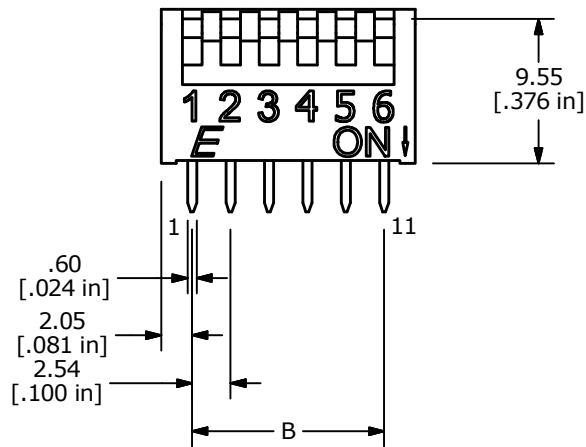
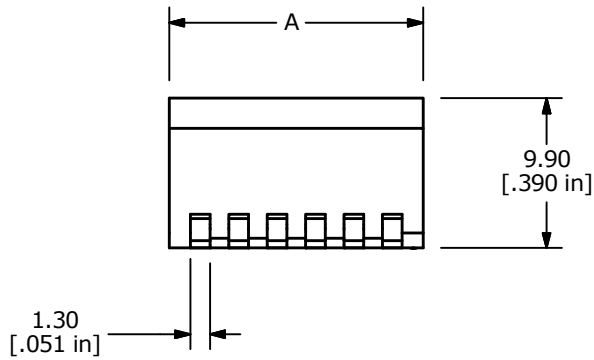
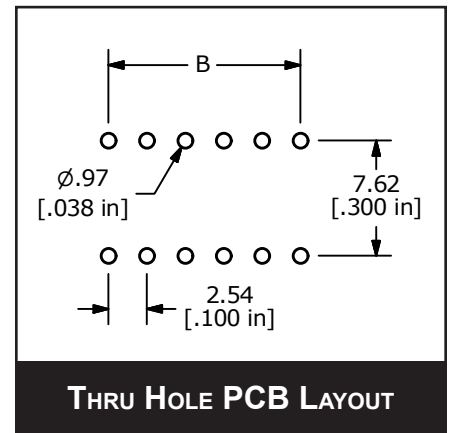
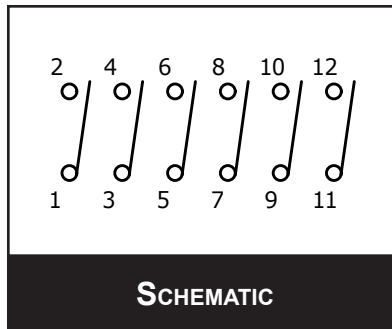
www.e-switch.com

800.867.2717

1

KAP SERIES DIP SWITCH

BODY DIMENSIONS/ POSITION OPTIONS



SHOWN WITH
R - RECESSED ACTUATOR
TOP SIDE OFF

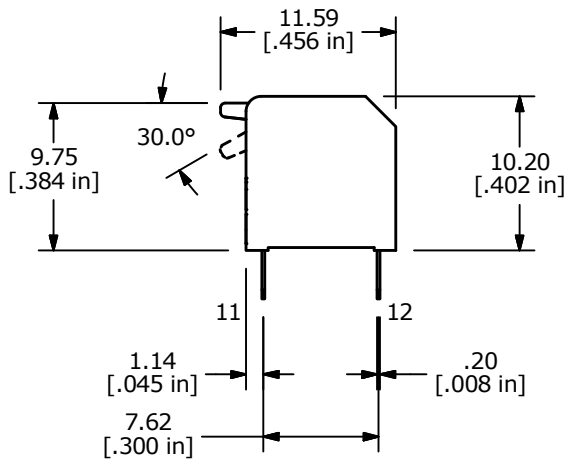
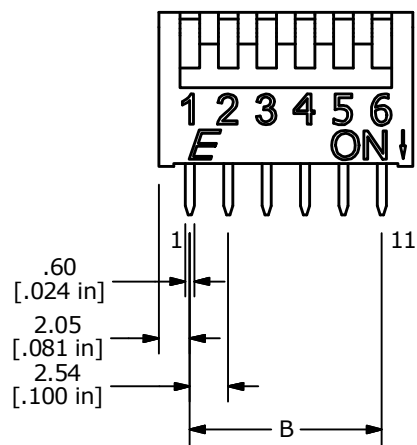
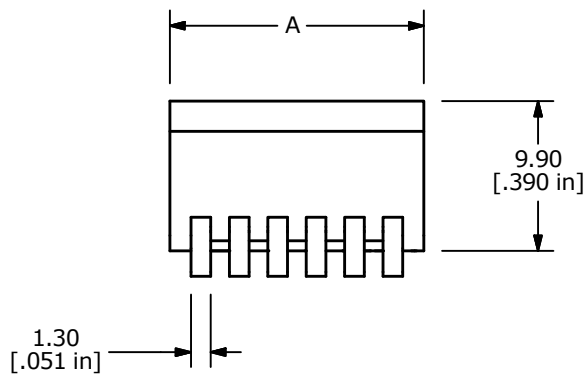
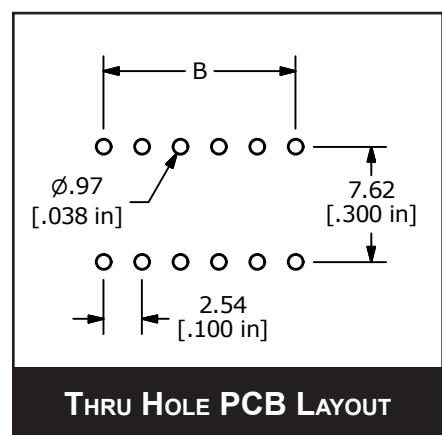
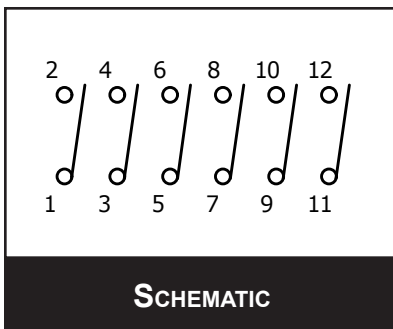
POSITIONS	2	3	4	5	6	7	8	9	10	12
DIM A	6.64 [.261]	9.18 [.361]	11.72 [.461]	14.26 [.561]	16.8 [.661]	19.34 [.761]	21.88 [.861]	24.42 [.961]	26.96 [1.061]	32.04 [1.261]
DIM B	2.54 [.100]	5.08 [.200]	7.62 [.300]	10.16 [.400]	12.7 [.500]	15.24 [.600]	17.78 [.700]	20.32 [.800]	22.86 [.900]	27.94 [1.100]



KAP SERIES DIP SWITCH

BODY DIMENSIONS/ POSITION OPTIONS

- ANTI-VANDAL SWITCHES
- DETECTOR SWITCHES
- DIP SWITCHES**
- KEYLOCK SWITCHES
- NAVIGATION SWITCHES
- PUSHBUTTON SWITCHES
- ROCKER SWITCHES
- ROTARY SWITCHES
- SLIDE SWITCHES
- SNAP ACTION SWITCHES
- TACTILE SWITCHES
- TOGGLE SWITCHES
- CAP OPTIONS



SHOWN WITH
E - EXTENDED ACTUATOR
TOP SIDE OFF

POSITIONS	2	3	4	5	6	7	8	9	10	12
DIM A	6.64 [.261]	9.18 [.361]	11.72 [.461]	14.26 [.561]	16.8 [.661]	19.34 [.761]	21.88 [.861]	24.42 [.961]	26.96 [1.061]	32.04 [1.261]
DIM B	2.54 [.100]	5.08 [.200]	7.62 [.300]	10.16 [.400]	12.7 [.500]	15.24 [.600]	17.78 [.700]	20.32 [.800]	22.86 [.900]	27.94 [1.100]

