



ANATECH ELECTRONICS, INC.

Manufacturer of RF & Microwave Products



452-462 MHz Saw Duplexer

P/N: AM452-462SD331

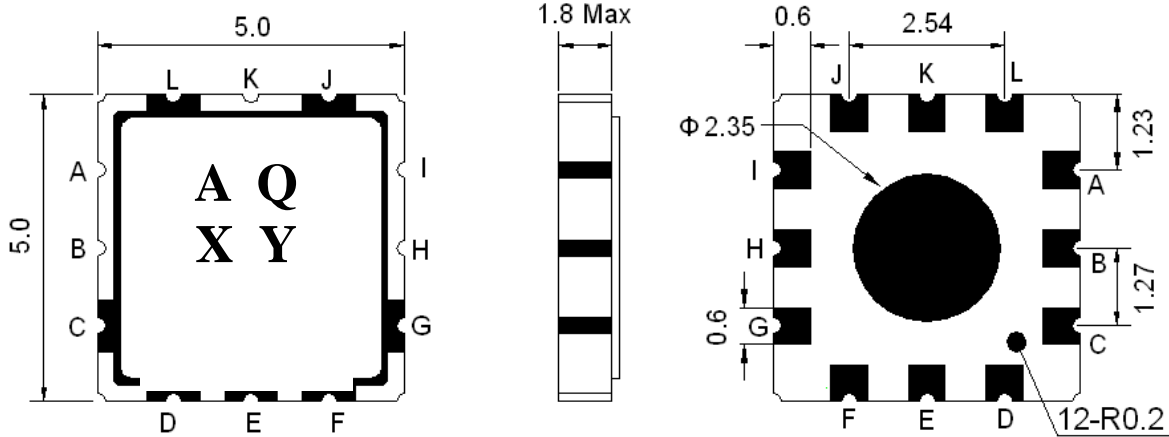
Tx → Ant		Specifications		
Parameters Description	Condition [MHz]	Minimum	Typical	Maximum
Insertion Loss	450 ~ 454.8	-	2.2 dB	2.8 dB
VSWR	450 ~ 454.8	-	1.3	2.1 dB
Absolute Attenuation	0.3 ~ 440.0	25 dB	27 dB	-
	460 ~ 464.8	30 dB	50 dB	-
	464.8~ 1700.0	23 dB	27 dB	-
	1700.0 ~ 2000.0	10 dB	17 dB	-
Ant → Rx		Specifications		
Parameters Description	Condition [MHz]	Minimum	Typical	Maximum
Insertion Loss	460~ 464.8	-	2.7 dB	4.3
VSWR	460~ 464.8	-	1.4	2.2
Absolute Attenuation	0.3 ~ 450	20 dB	25 dB	-
	450 ~ 454.8	33 dB	50 dB	-
	484.8 ~ 505	25 dB	31 dB	-
	505 ~ 1200.0	20 dB	32 dB	-
	1200.0 ~ 2000.0	25 dB	47 dB	-
Tx → Rx		Specifications		
Parameters Description	Condition [MHz]	Minimum	Typical	Maximum
Isolation	450 ~ 454.8	35 dB	53 dB	-
	460 ~ 464.8	32 dB	50 dB	-
Parameters Description		Minimum	Typical	Maximum
Operation Temperature Range		-30°C	-	+80°C
Storage Temperature Range		-40°C	-	+85°C
Maximum DC Voltage		0 V		
Maximum Input Power		1.0 W > 50000 Hours, CW tone(Ta= +50°C) W		
Input Impedance		50Ω		
Output Impedance		50Ω		
Package type & size		K2		
Length x Width		5.0 x 5.0 mm ²		
Height		1.8 mm		



452-462 MHz Saw Duplexer

P/N: AM452-462SD331

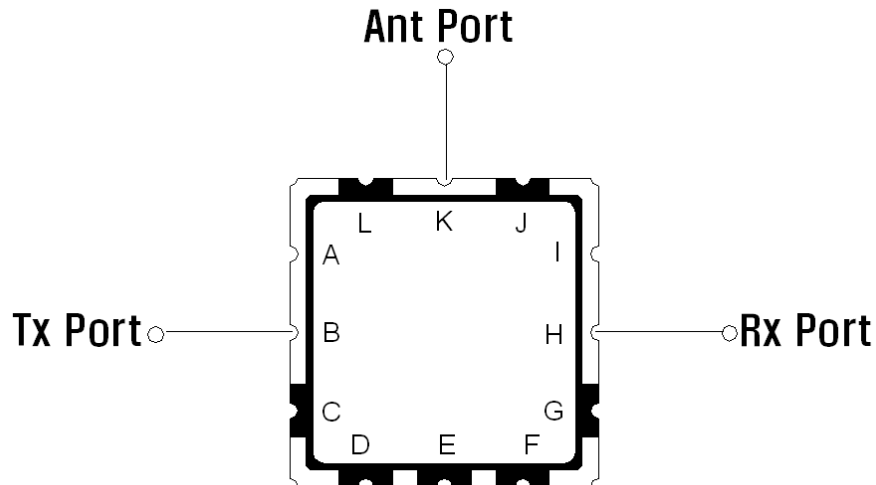
Package Dimensions:



Marking Descriptions	
A	Application
Q	Series Number
X	Date Code(Year)
Y	Date Code(Month)

Pin Description	
A, C, D, E, F, G, I, J, L	Ground
H	Receiver
K	Antenna
B	Transmitter

Testing Environment:



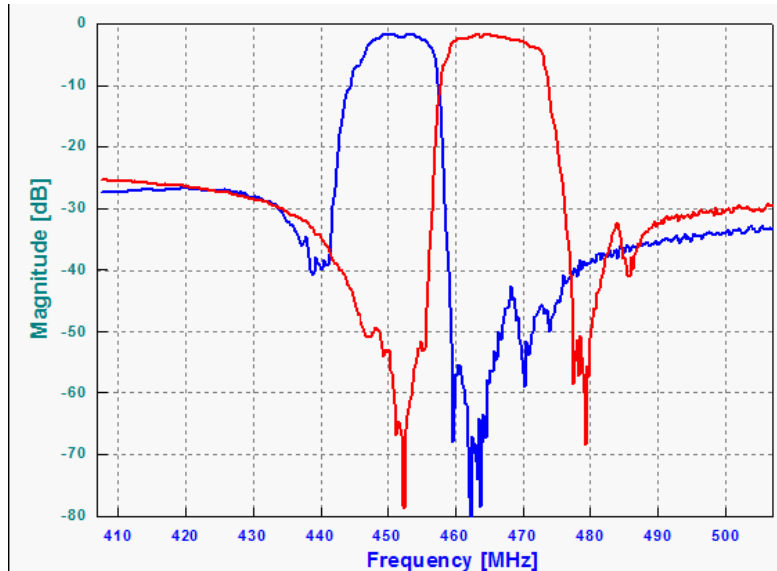


452-462 MHz Saw Duplexer

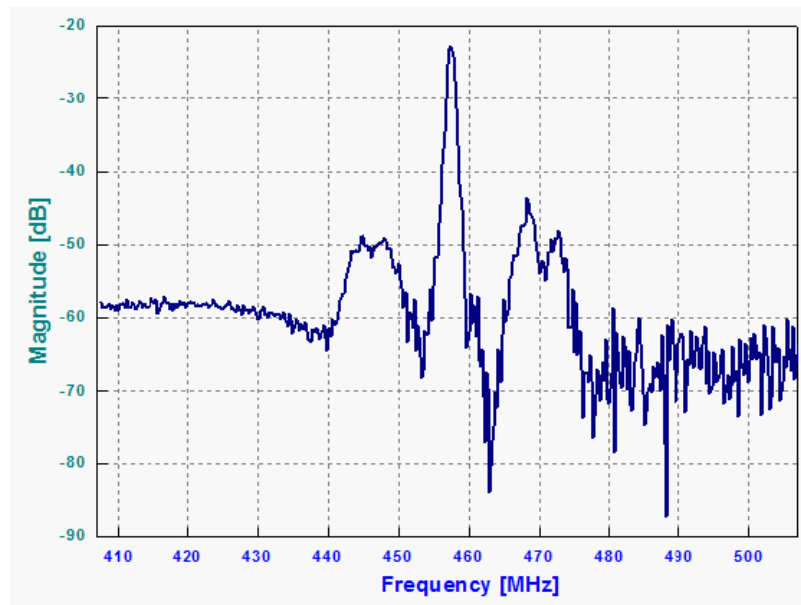
P/N: AM452-462SD331

Frequency Characteristics:

Tx to Ant, Ant to Rx



Tx to Rx Isolation





ANATECH ELECTRONICS, INC.

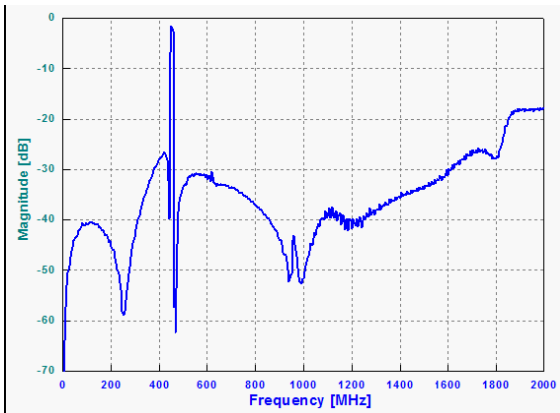
Manufacturer of RF & Microwave Products



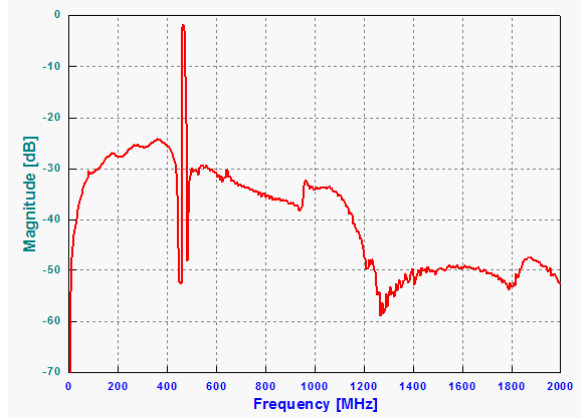
452-462 MHz Saw Duplexer

P/N: AM452-462SD331

Tx to Ant

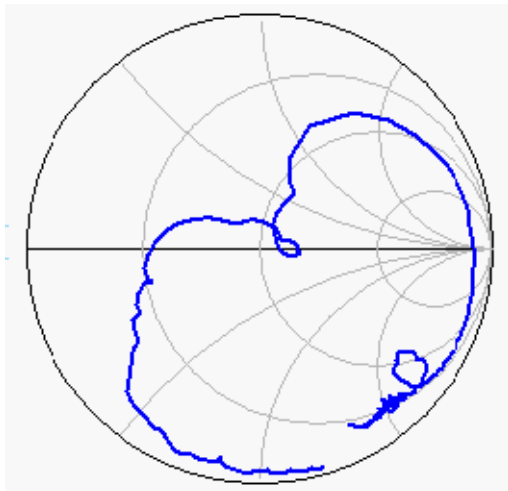


Ant to Rx

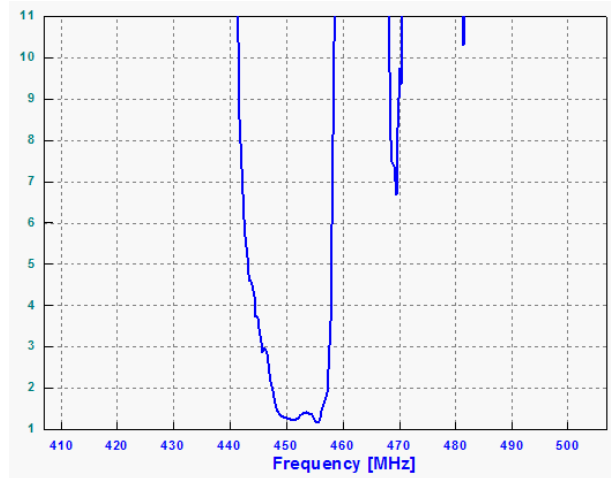


Tx Port

Smith Chart



VSWR



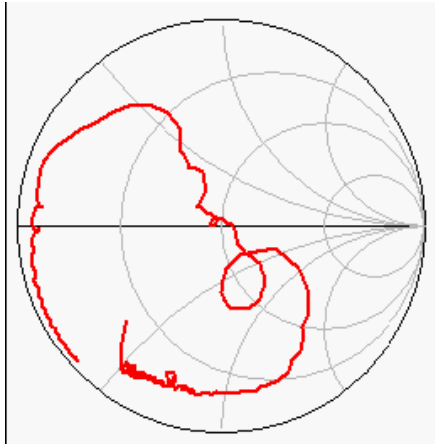


452-462 MHz Saw Duplexer

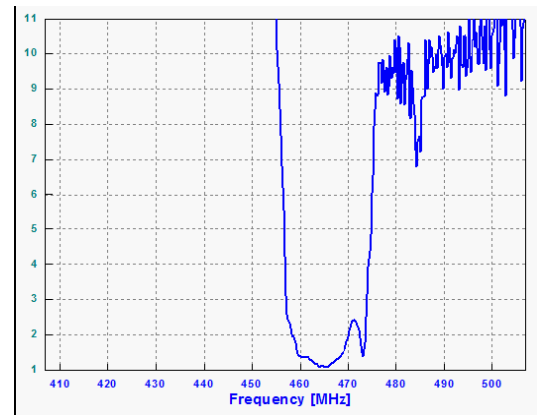
P/N: AM452-462SD331

Rx Port

Smith Chart

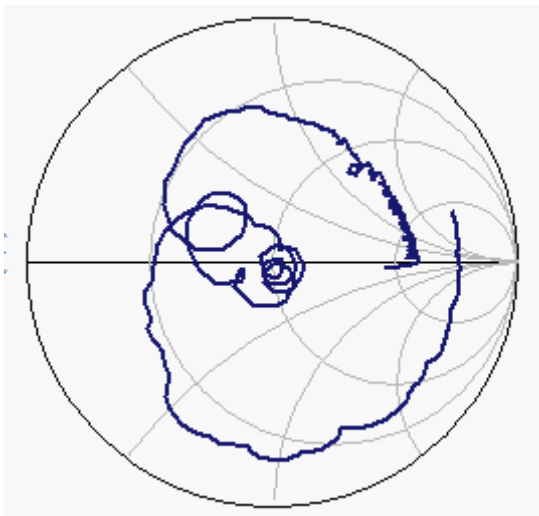


VSWR



Ant Port

Smith Chart



VSWR

