

Small Signal Product

Surface Mount Schottky

FEATURES

- Designed for mounting on small surface
- Extremely thin / leadless package
- Low capacitance
- Low forward voltage drop
- Packing code with suffix "G" means green compound (halogen-free)



1005



MECHANICAL DATA

- Case: 1005
- Terminal: Gold plated, solderable per MIL-STD-750, method 2026
- Polarity: Indicated by cathode band
- Weight: 6 mg (approximately)
- Marking code: TSS42L: BD
TSS43L: BE

MAXIMUM RATINGS AND ELECTRICAL CHARACTERISTICS (T _A =25°C unless otherwise noted)				
PARAMETER	SYMBOL	VALUE	UNIT	
Repetitive Peak Reverse Voltage	V _{RRM}	30	V	
Reverse Voltage	V _R	30	V	
RMS Reverse Voltage	V _{R(RMS)}	21	V	
Average Forward Current	I _O	200	mA	
Repetitive Peak Forward Current	I _{FRM}	0.5	A	
Peak Forward Surge Current 8.3ms Single Half Sine-Wave Superimposed on Rate Load	I _{FSM}	400	mA	
Power Dissipation	P _d	200	mW	
Forward Voltage	TSS42L/43L I _F = 200 mA TSS42L I _F = 10 mA TSS42L I _F = 50 mA TSS43L I _F = 2 mA TSS43L I _F = 15 mA	V _F	1.00	V
			0.40	
			0.65	
			0.33	
			0.45	
Reverse Leakage Current	V _R = 25 V I _R	0.5	μA	
Typical Capacitance Between Terminals (V _R =1V, f=1.0MHz)	C _J	10	pF	
Reverse Recovery Time (I _F =I _R =10mA, I _{rr} =0.1×I _R , R _L =100Ω)	t _{rr}	5	ns	
Junction Temperature	T _J	-55 to + 125	°C	
Storage Temperature	T _{STG}	-55 to + 125	°C	

Small Signal Product

RATINGS AND CHARACTERISTICS CURVES

($T_A=25^\circ\text{C}$ unless otherwise noted)

Fig.1 Forward Characteristics

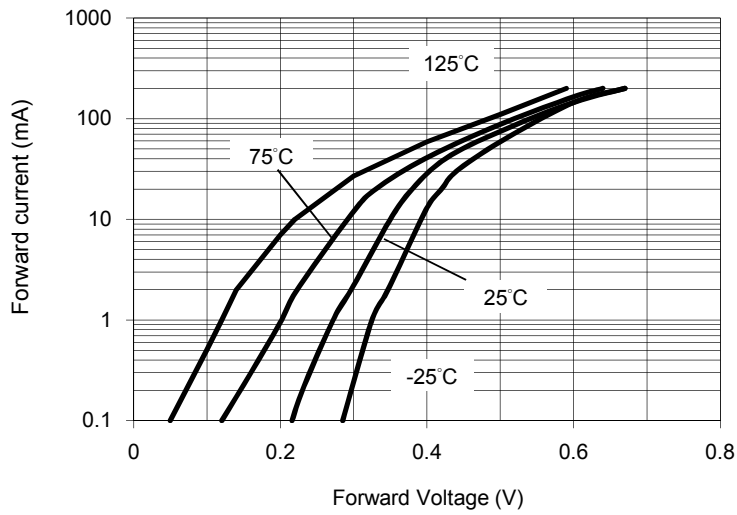


Fig. 2 Reverse Characteristics

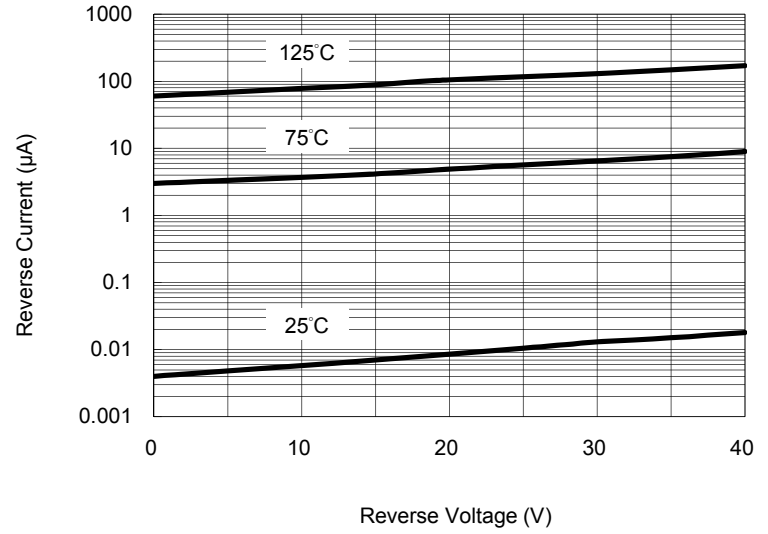


Fig. 3 Capacitance Between Terminals Characteristics

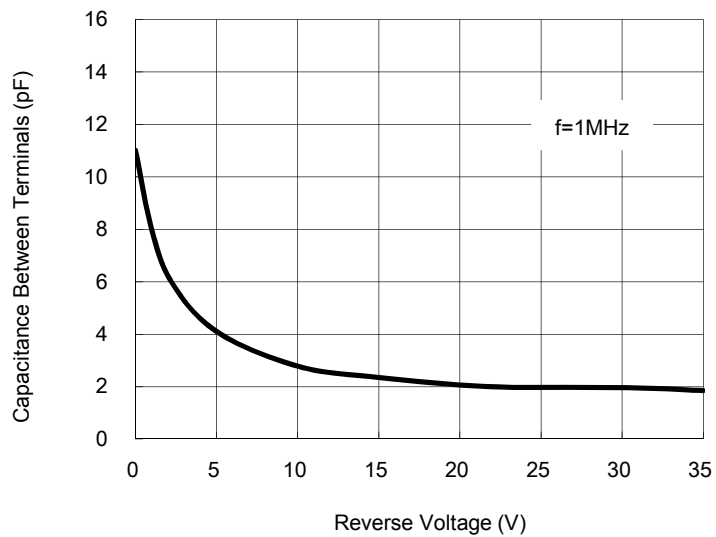
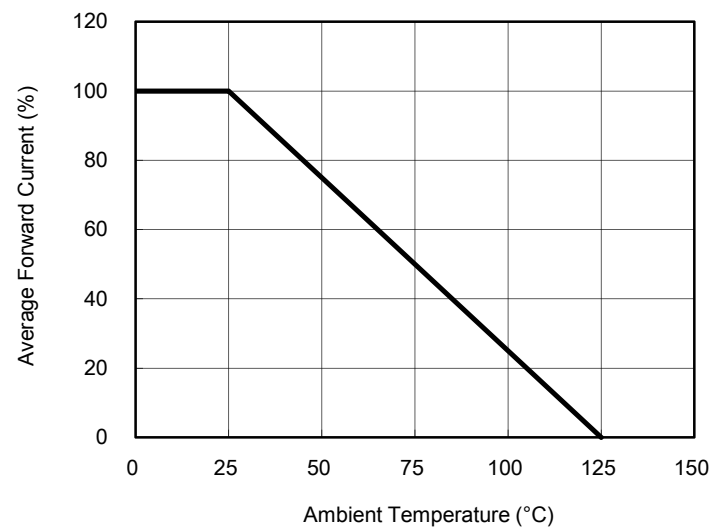


Fig. 4 Current Derating Curve



Small Signal Product

ORDERING INFORMATION					
PART NO.	PART NO. SUFFIX (Note 2)	PACKING CODE	PACKING CODE SUFFIX	PACKAGE	PACKING
TSS4xL (Note 1)	-xx	RW	G	1005	4K / 7" Reel

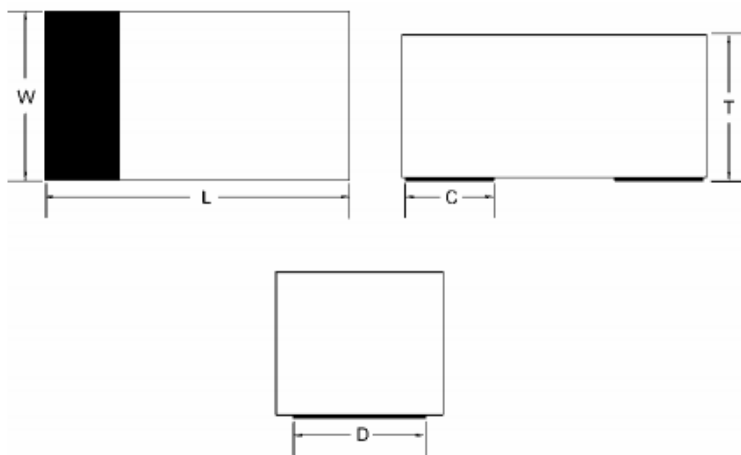
Note 1: "x" is Device Code from "2" thru "3".

Note 2: Part No. Suffix „-xx “ would be used for special requirement

EXAMPLE					
PREFERRED PART NO.	PART NO.	PART NO. SUFFIX	PACKING CODE	PACKING CODE SUFFIX	DESCRIPTION
TSS42L RWG	TSS42L		RW	G	Multiple manufacture source Green compound
TSS42L-F0 RWG	TSS42L	-F0	RW	G	Define manufacture source Green compound

PACKAGE OUTLINE DIMENSION

1005



DIM.	Unit (mm)			Unit (inch)		
	Min	Typ	Max	Min	Typ	Max
L	2.4	-	2.6	0.094	-	0.102
W	1.1	-	1.3	0.043	-	0.051
T	0.7	-	0.9	0.028	-	0.035
C	-	0.5	-	-	0.020	-
D	-	1.0	-	-	0.039	-

Notice

Specifications of the products displayed herein are subject to change without notice. TSC or anyone on its behalf, assumes no responsibility or liability for any errors or inaccuracies.

Information contained herein is intended to provide a product description only. No license, express or implied, to any intellectual property rights is granted by this document. Except as provided in TSC's terms and conditions of sale for such products, TSC assumes no liability whatsoever, and disclaims any express or implied warranty, relating to sale and/or use of TSC products including liability or warranties relating to fitness for a particular purpose, merchantability, or infringement of any patent, copyright, or other intellectual property right.

The products shown herein are not designed for use in medical, life-saving, or life-sustaining applications. Customers using or selling these products for use in such applications do so at their own risk and agree to fully indemnify TSC for any damages resulting from such improper use or sale.