

1 2 3 4 5 6 7 8

A
B
C
D
E
F

A
B
C
D
E
F

PART NUMBER STRUCTURE

AC3M5FW

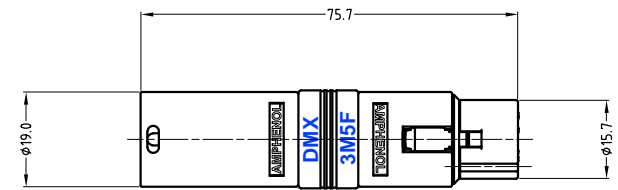


FIRST END OF ASSEMBLY:
 - DIGIT INDICATES NUMBER OF CONTACTS. CONVENTION IS LOWER NUMBER FIRST.
 - CHARACTER INDICATES CONTACT GENDER
 F: SOCKET CONTACT
 M: PIN CONTACT

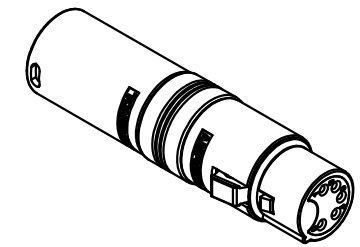
W: WIRED (ALWAYS)

SECOND END:
 SAME AS FIRST END

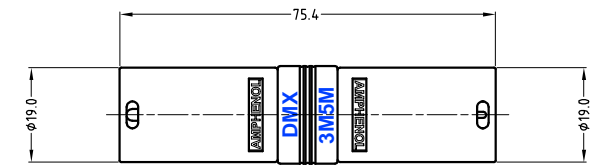
COMMON SERIES DESIGNATION



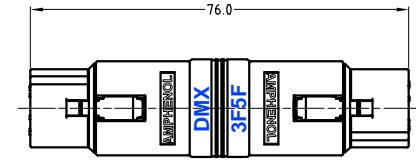
TYPICAL MALE- FEMALE ASSEMBLY



ISOMETRIC VIEW



TYPICAL MALE- MALE ASSEMBLY



TYPICAL FEMALE- FEMALE ASSEMBLY

UNLESS OTHERWISE SPECIFIED TOLERANCE TO BE		THIS DOCUMENT IS THE PROPERTY OF AMPHENOL AUSTRALIA PTY. LTD.. NO PART THEREOF MAY BE REPRODUCED AND USED WITHOUT THE PRIOR WRITTEN CONSENT OF THE OWNER				0	FIRST ISSUE	T.N	31/03/06	----
LINEAR	ANGULAR	CAD FILE: 55010341000110	DRN: T.N	DATE: 27/03/06	REV. CHANGE DETAILS		BY	DATE	CHG/No	
X ± 0.5	X° ± 1°	MATL:	CKD: P.M	DATE: 31/03/06	TITLE: AUDIO ADAPTOR ASSEMBLY CUSTOMER DWG		Amphenol			
X.X ± 0.1	X°X' ± 30'	FINISH:	APP'D: P.M	DATE: 31/03/06	DRAWING NO.		SHEET			
X.XX ± 0.05	X°X'X" ± 15"	DIMENSIONS IN MILLIMETRES		THIRD ANGLE PROJECTION	SCALE: 1:1	PART No: SEE NOTES	SIZE: A3	55010341-000-1		
BREAK ALL SHARP EDGES AND REMOVE ALL BURRS		DO NOT SCALE		SCALE: 1:1		PART No: SEE NOTES		SIZE: A3		2 OF 2

1 2 3 4 5 6 7 8