

All dimensions are in mm

Interface

According to RN_108-01

Documents

PCB layout MB_926
T&R packaging VG410.18500

Material and plating

Connector parts

Center contact
Outer contact (Interface)
Outer contact (PCB)
Dielectric
Housing

Material

Brass
Bronze
Zinc alloy
LCP
HTN

Plating

AuroDur®, gold plated, 0.15 µm
Tin, min. 1.5 µm
Tin, min. 2 µm

Electrical data

Impedance	50 Ω
Frequency	DC to 9 GHz
Return loss	≥ 25 dB, DC to ≤ 3 GHz ≥ 20 dB, > 3 GHz to ≤ 6 GHz ≥ 12 dB, > 6 GHz to ≤ 9 GHz
Insertion loss	≤ 0.1 x √f(GHz) dB
Insulation resistance	≥ 1x10 ³ MΩ
Center contact resistance	≤ 10 mΩ
Outer contact resistance	≤ 5 mΩ
Test voltage	≤ 800 V rms
Working voltage	≤ 60 V rms
Power current	≤ 1 A DC

– Connector only, VSWR in application depends decisive on PCB layout –

Mechanical data

Mating cycles	≥ 25
Engagement force	≤ 15 N*
Disengagement force	≥ 2 N
Retention force latch	≥ 110 N
Coding efficiency	≥ 150 N
Weight	1.97 g

* according to USCAR 25 Rev. 3, tests specified in USCAR 17 Rev. 5 TG-G

Environmental data

Temperature range	-40 °C to +105 °C
Thermal shock	ISO 20860-2 clause 9.2
Temperature and humidity	ISO 20860-2 clause 9.3
Vibration and mechanical shock	ISO 20860-2 clause 9.1
Dry heat	ISO 20860-2 clause 9.4
Soldering profile	acc. to IEC 60068-2-58; Group 3 (250 °C / 30 s)
RoHS	compliant

Packing






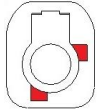
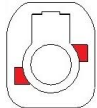





Standard	2.035 pcs (185 pcs in tape & reel, 11 reels in box)
----------	---

Dieses Dokument ist urheberrechtlich geschützt • This document is protected by copyright • Rosenberger Hochfrequenztechnik GmbH & Co. KG

RF_35/09_14/6.2

Coding

Part number has to be accomplished by codification

Coding	Color	RAL	Part-Number-RT
 A	black	sim. 9005	AMS19A-40MZ5-A
 B	white	sim. 9010	AMS19A-40MZ5-B
 C	blue	sim. 5012	AMS19A-40MZ5-C
 D	claret violet	sim. 4004	AMS19A-40MZ5-D
 E	green	sim. 6017	AMS19A-40MZ5-E
 F	brown	sim. 8011	AMS19A-40MZ5-F
 G	grey	sim. 7036	AMS19A-40MZ5-G
 H	light pink	sim. 3015	AMS19A-40MZ5-H
 J	beige	sim. 1001	AMS19A-40MZ5-J
 K	curry	sim. 1027	AMS19A-40MZ5-K
 N	pastel green	sim. 6019	AMS19A-40MZ5-N
 Z	waterblue	sim. 5021	AMS19A-40MZ5-Z

While the information has been carefully compiled to the best of our knowledge, nothing is intended as representation or warranty on our part and no statement herein shall be construed as recommendation to infringe existing patents. In the effort to improve our products, we reserve the right to make changes judged to be necessary.

Draft	Date	Approved	Date	Rev.	Engineering change number	Name	Date
T. Georg	10.03.21	T. Georg	19.10.22	a00	22-s213	G. Watat	19.10.22

Rosenberger Hochfrequenztechnik GmbH & Co. KG P.O.Box 1260 D-84526 Tittmoning Germany www.rosenberger.de					Tel. : +49 8684 18-0 Email : info@rosenberger.de		Page 3 / 3
--	--	--	--	--	--	--	---------------