


EZ-Flexx™ Motion Series Plus

NEED CUSTOMS?
See Page 25

- Ideal for Hi-Flex Motion Applications
- Shielded Power and Signal Wires in a Compact Flat Cable
- For 1, 2 or 3 Servo Axes
- Rated for More Than 10 Million Flexing Cycles
- Easy to Separate and Strip

Cicoil's EZ-Flexx™ Motion Series Plus cable is available in a single axis design that may be ganged for 1, 2 or 3 axes servo motion. Each EZ-Flexx™ Motion Series Plus cable integrates 6 power conductors and 20 signal wires in a compact flat cable measuring just 0.84" wide by 0.19" thick. The Flexx-Sil™ encapsulation provides a solid, one-piece construction that creates a highly durable, flexible flat cable package.



UL MEETS 94V-0 RoHS COMPLIANT REACH COMPLIANT FAA FLAME TESTED

Applications
Linear Motors, Servo and Stepper Motors


Cable

Amp Rating ¹	No. of Axes	Conductor Gauge		Dimensions [inches]		Part Number
		Power	Signal	Width	Height	
8	1	22 AWG/3 pr	28 AWG/10 pr	0.84	0.19	MCZ-1000-1
	2	22 AWG/6 pr	28 AWG/20 pr	See Dimensional Drawings		MCZ-1000-2
	3	22 AWG/9 pr	28 AWG/30 pr			MCZ-1000-3

Notes

1. Amp rating is the maximum value for each power conductor at room temperature of 70°F (21°C). Amp rating decreases as temperature increases.

Cable Assemblies




Cable Length (feet)	Part Number Addition
3	-CA003
6	-CA006
12	-CA012

Notes

1. Append onto base cable Part Number for complete assembly. Example: MCZ-1000-1-CA003
2. Connector ratings may differ from cable ratings; refer to manufacturer specifications.

Please contact Cicoil for other connectors and length options.

Assembly Dimensions

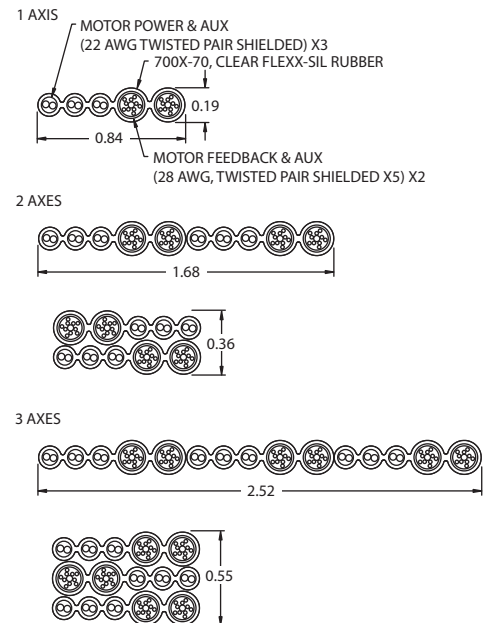


Connectors

- Power (P1): Tin Contact - TE, P/N 770904-1
9-Pos Housing - TE, P/N 172169-1
- Signal (J1): 25-Pin - Amphenol, P/N L717-DB25P
Metallized Shell - TE, P/N 5748677-3

Dimensions

Cable axes are not bonded, so may be grouped laterally or in stacked positions as shown below.



Cable Specifications

All engineering values are nominal and subject to change.

Mechanical	Environmental
Conductors: Ultra flexible, finely stranded, tinned copper	Temperature Rating: -65°C to +165°C
Shielding: Ultra flexible, braided shields, with 90% nominal coverage	Moisture Rating: Submersible, Salt Water Resistant
Minimum Bend Radius: - 6x cable height for intermediate flex - 10x cable height for continuous flex	Clean Room Rating: Class 1, Zero Particulates
Flex Life: 10,000,000 cycles nominal	Extreme Environments: Sunlight, UV Light, Alcohol, Chemical and Oil Resistant
Outer Jacket Durometer Rating: 65 (Shore A)	Electrical
	Outer Jacket Dielectric Strength: 450 volts/mil (17.7 kv/mm)
	See Electrical Rating Chart on Page 47

Options

Page

Additional Conductors	26
Low Friction Options	28
StripMount™ Integrated Mounting Strip	28
Integrated Tubing	29
SuperTuff™ Jacket	29
Colored Jacketing	29
Strip and Tin Cable Ends	29
FlexRail™ Self-Supporting Cable	30
Complete Assembly	31