



ANATECH ELECTRONICS, INC.

Manufacturer of RF & Microwave Products



417-427 MHz CDMA450 E-Band Saw Duplexer

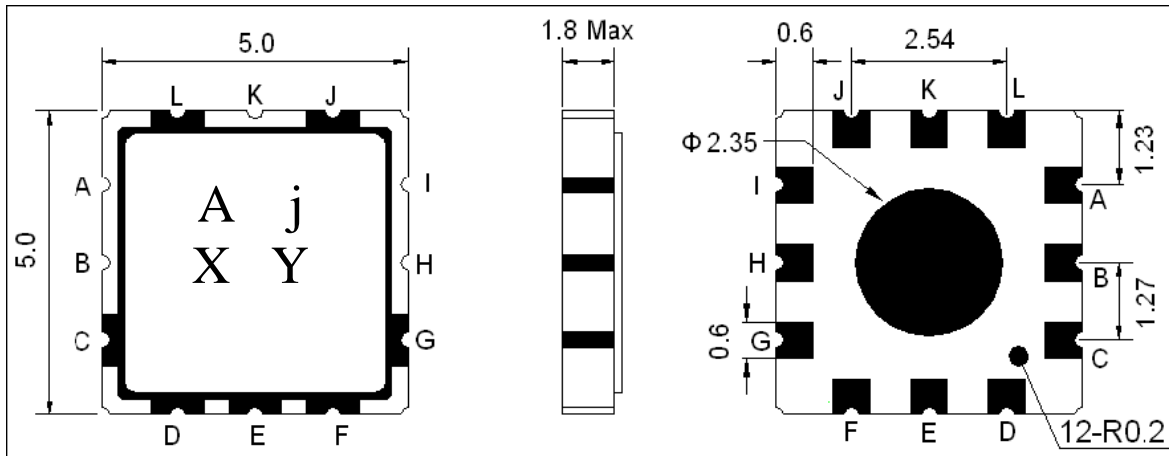
P/N: AM417-427SD353

Tx → Ant		Specifications		
Parameters Description	Condition [MHz]	Minimum	Typical	Maximum
Insertion Loss	415.5 ~ 420.0	-	2.4 dB	2.8 dB
VSWR	415.5 ~ 420.0	-	1.4 dB	2.1 dB
Absolute Attenuation	0.3 ~ 400.0	23 dB	26 dB	-
	425.5 ~ 430.0	30 dB	50 dB	-
	430.0 ~ 1700.0	18 dB	23 dB	-
	1700.0 ~ 2000.0	10	17	-
Ant → Rx		Specifications		
Parameters Description	Condition [MHz]	Minimum	Typical	Maximum
Insertion Loss	425.5 ~ 430.0	-	3.2 dB	4.8 dB
VSWR	425.5 ~ 430.0	-	1.5 dB	2.2 dB
Absolute Attenuation	0.3 ~ 415.5	20 dB	24 dB	-
	415.5 ~ 420.0	33 dB	51 dB	-
	460.0 ~ 600.0	20 dB	27 dB	-
	600.0 ~ 1200.0	20 dB	28 dB	-
	1200.0 ~ 2000.0	25 dB	38 dB	-
Tx → Rx		Specifications		
Parameters Description	Condition [MHz]	Minimum	Typical	Maximum
Isolation	415.5 ~ 420.0	32 dB	49 dB	-
	425.5 ~ 430.0	35 dB	52 dB	-
Parameters Description		Minimum	Typical	Maximum
Operation Temperature Range		-30 °C	-	+80 °C
Storage Temperature Range		-40 °C	-	+85 °C
Maximum DC Voltage		0 V		
Maximum Input Power		1.0 W > 50000 Hours, CW tone(Ta= +50°C) W		
Input Impedance		50 Ω		
Output Impedance		50 Ω		
Package type & size				
Length x Width		-	5.0 x 5.0 mm ²	-
Height		-	-	1.8 mm



417-427 MHz Saw Duplexer

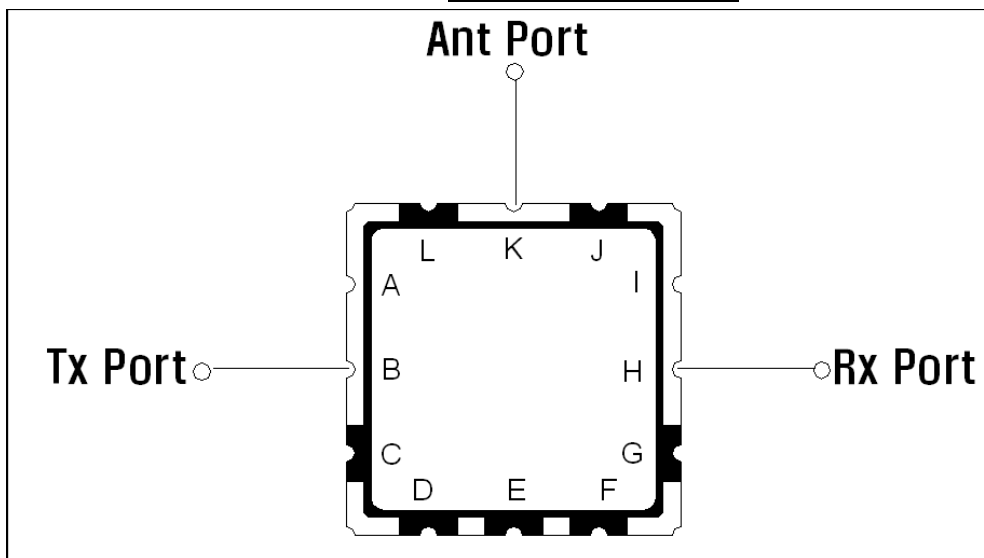
P/N: AM417-427SD353



Marking Descriptions	
A	Application
j	Series number
x	Date Code (Year)
y	Date Code (Month)

Pin Description	
A, C, D, E, F, G, I, J, L	Ground
H	Receiver
K	Antenna
B	Transmitter

Testing Environment



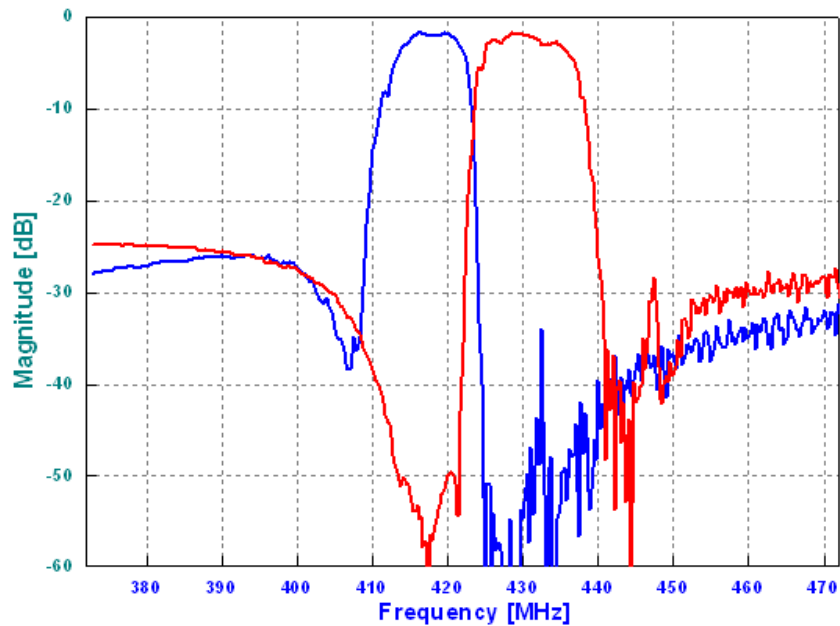


417-427 MHz Saw Duplexer

P/N: AM417-427SD353

Frequency Characteristics

Tx to Ant, Ant to Rx



Tx to Rx Isolation

