



Series 115, 116, 117 DIP-ER™ Logic Jumper

FEATURES

- Wide Array of DIP Jumper Configurations and Wiring Possibilities
- Reliable, Electronically-tested Solder Connections
- Strain Relief by Ultrasonically-welded Protective Covers
- Easy Identification and Tracing with 10-color Cable
- Point-to-point Wiring



GENERAL SPECIFICATIONS

- **HEADER BODY:** black UL 94V-0 glass-filled 4/6 Nylon
- **HEADER PINS:** Brass, 1/2-hard
- **PIN PLATING:** 10μ [0.25μ] min. Au per MIL-G-45204 over 50μ [1.27μ] min. Ni per SAE AMS-QQ-N-290B
- **CABLE INSULATION:** UL Style 2697 flame-retardant Polyvinyl Chloride (PVC), 0.010 [0.25] nominal thickness
- **CONDUCTORS:** 28-AWG, 7/36-strand, tinned Cu per ASTM B 33
- **CABLE CURRENT RATING:** 1 amp at 10°C [50°F] above ambient
- **CABLE VOLTAGE RATING:** 300V
- **CABLE TEMPERATURE RATING:** 176°F [80°C]
- **INSULATION RESISTANCE:** 1010Ω (10 ft. [3 meters] min.)

ORDERING INFORMATION

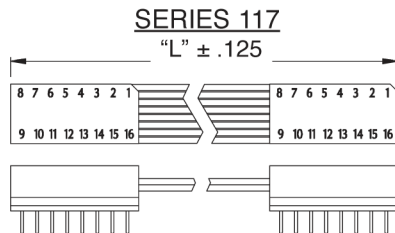
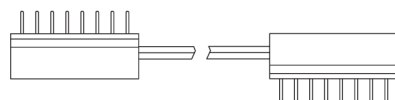
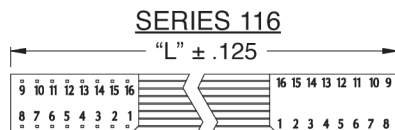
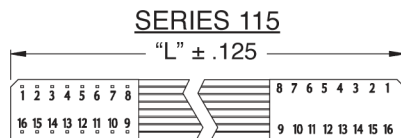
XX-XXX XXX

- Series
115, 116, 117
- Length "L" (inches)
2.00" = 002 (min)
2.50" = 002.5
3.00" = 003
Etc.
- No. of Conductors
(See Table)

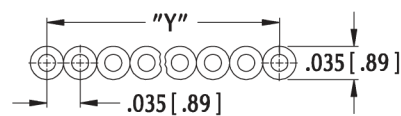
Centers "C"	Dim. "D"	Available Sizes
0.300 [7.62]	0.395 [10.03]	8, 14, 16, 18, 20
0.400 [10.16]	0.495 [12.57]	22
0.600 [15.24]	0.695 [17.65]	24, 28, 40

MOUNTING CONSIDERATIONS

- **SUGGESTED PCB HOLE SIZE:** 0.033 ±0.002 [0.86 ±0.05] dia.

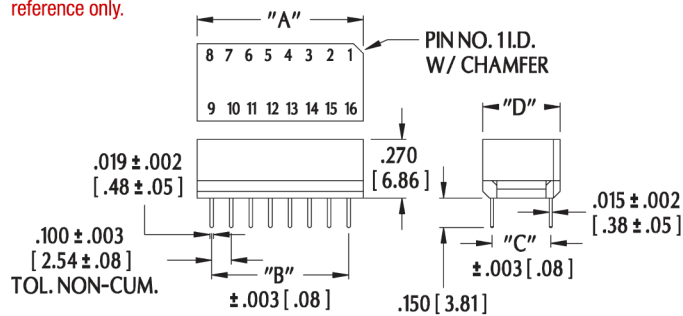


CABLE DETAIL



$Y = (\text{NO. OF CONDUCTORS} - 1) \times 0.035 [0.89]$

HEADER DETAIL



$A = (\text{NO. OF CONDUCTORS} \times 0.050 [1.27]) + 0.095 [2.41]$

$B = (\text{NO. OF CONDUCTORS} - 1) \times 0.050 [1.27]$

NOTE: Cover numbers/sizes do NOT have numbers on the covers, shown here for reference only.

ALL DIMENSIONS: INCHES [MILLIMETERS]
ALL TOLERANCES: ±0.005 [0.13] UNLESS OTHERWISE SPECIFIED
CONSULT FACTORY FOR OTHER SIZES AND CONFIGURATIONS

CUSTOMIZATION: ARIES SPECIALIZES IN CUSTOM DESIGN AND PRODUCTION. SPECIAL MATERIALS, PLATINGS, SIZES, AND CONFIGURATIONS CAN BE FURNISHED, DEPENDING ON QUANTITY.

ARIES RESERVES THE RIGHT TO CHANGE PRODUCT GENERAL SPECIFICATIONS WITHOUT NOTICE

PRINTOUTS OF THIS DOCUMENT MAY BE OUT-OF-DATE AND SHOULD BE CONSIDERED UNCONTROLLED



ARIES
ELECTRONICS, INC.

2609 Bartram Road • Bristol, PA 19007-6810 USA
TEL 215-781-9956 • FAX 215-781-9845
WWW.ARIESELEC.COM • INFO@ARIESELEC.COM



11011
Rev. 5.3
1 of 1