

ECS-TXO-20CSMV-AC Clipped Sine Wave SMD TCXO MultiVolt™ capability of 1.7 ~ 3.6V. The 2.0 x 1.6 x 0.8 mm ceramic package uses Analog Compensation which is stability critical applications.

Request a Sample

## OPERATING CONDITIONS / ELECTRICAL CHARACTERISTICS

### ECS-TXO-20CSMV



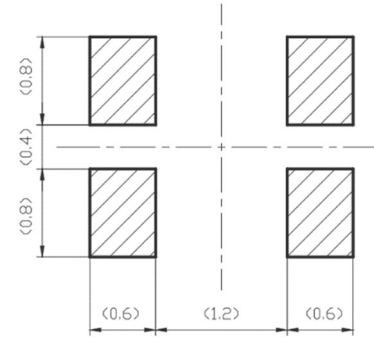
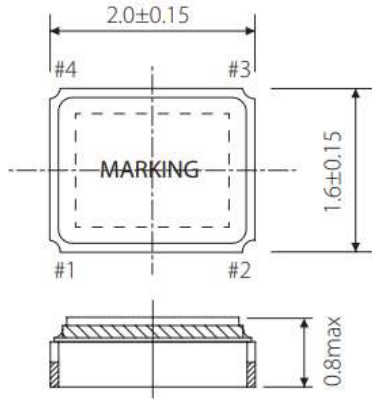
- Clipped Sine Wave TCXO
- 2.0 x 1.6 mm Footprint
- MultiVolt™ (1.7 ~ 3.6V)
- PbFree/RoHS Compliant
- MSL 1
- Lead Finish Au
- Compatible with 1.8V, 2.5V or 3.3V Power Supply

Parameters	Conditions	ECS-TXO-20CSMV			Units
		MIN	TYP	MAX	
<b>Frequency Range</b>		10.000		52.000	MHz
<b>Frequency Tolerance</b>	@ +25°C ±2°C			±1.0	PPM
<b>Frequency Stability</b>	Vs. Temp (-30 ~ +85°C) AY Opt			±0.5	PPM
	Vs. Supply Change (±5%)			±0.1	PPM
	Vs. Load Change (±10%)			±0.1	PPM
	Vs. Aging 1 <sup>st</sup> Year			±1.0	PPM
<b>Input Voltage</b>	VDD	+1.7		+3.6	VDC
<b>Current Consumption</b>	10 ~ 26 MHz			1.5	mA
	26.1 ~ 52 MHz			2.0	mA
<b>Output Level</b>	Clipped Sine Wave	0.8			V p-p
<b>Output Load</b>		10KΩ//10 pF			
<b>Start-up Time</b>				2	mS
<b>Phase Noise</b>	@ 1 KHz Offset		-130		dBc/Hz
<b>Operating Temperature</b>	* Y Option	-30		+85	°C
<b>Storage Temperature</b>		-40		+85	°C

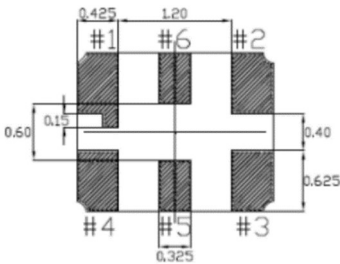
### Part Numbering Guide: Example ECS-TXO-20CSMV-AC-260-AY-TR

ECS	Series	Frequency Abbreviations	Stability	Temperature	Packaging
ECS	TXO-20CSMV-AC = Clipped Sine Wave TCXO Analog Compensation	260 = 26.000 MHz	A= ±0.5 ppm B= ±1.0 ppm C= ±1.5 ppm D= ±2.0 ppm E= ±2.5 ppm	L= -10 ~ +70°C M= -20 ~ +70°C Y= -30 ~ +85°C N= -40 ~ +85°C	TR = Tape & Reel 3K/reel

**Package Dimensions (mm)**



**Figure 2) Land Pattern**



**Figure 1) Top, Side, and Bottom views**

Pin Connections	
#1	Ground
#2	Ground
#3	Output
#4	VDD
#5	No Connect
#6	No Connect

Developed Frequencies	
* Abbreviation	Frequency (MHz)
260	26.000

