

PHA2729-240M



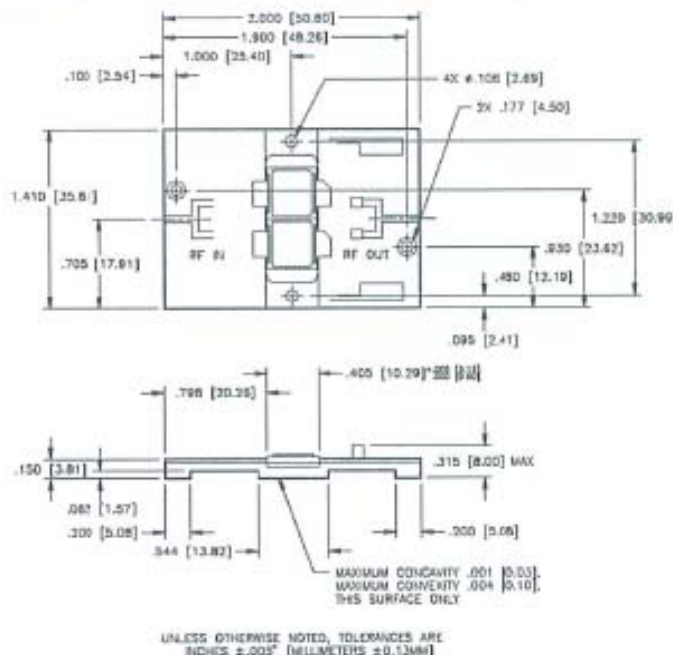
Radar Pulsed Power Module, 240W
2700MHz to 2900MHz, 100µS Pulse, 10% Duty

Released—11-04-2002

Features

- In-phase combined pulsed power transistors
- Input and output matched to 50 Ohms
- Soft substrate circuit board
- Nickel plated copper flange
- Easily combined for high power transmitters
- MTTF>1x10⁶ hrs at Tflange=45°C

Product Image



ABSOLUTE MAXIMUM RATINGS AT 25°C

Parameter	Symbol	Rating	Units
Supply Voltage	V _{CC}	40	V
Input Power	P _{in}	55	Wpk
Output Power	P _{out}	325	Wpk
Thermal Resistance	θ _{JC}	0.35	°C/W
Total Power Dissipation	P _D	500	W
Operating Case Temp.	T _C	-30 to +100	°C
Storage Temp.	T _{STG}	-40 to +125	°C

ELECTRICAL CHARACTERISTICS AT 25°C

Parameter	Symbol	Min	Max	Units	Test Conditions
Input Power	P _{IN}	-	44	Wpk	V _{CC} = 36V, P _{out} = 240Wpk, F = 2.7, 2.8, 2.9GHz
Collector Current	I _c	-	16.97	A	V _{CC} = 36V, P _{out} = 240Wpk, F = 2.7, 2.8, 2.9GHz
Input Return Loss	RL	10	-	dB	V _{CC} = 36V, P _{out} = 240Wpk, F = 2.7, 2.8, 2.9GHz
Pulse Amplitude Droop	Droop	-	0.7	dB	V _{CC} = 36V, P _{out} = 240Wpk, F = 2.7, 2.8, 2.9GHz
2nd Harmonic	2fc	-	-20	dB	V _{CC} = 36V, P _{out} = 240Wpk, F = 2.7, 2.8, 2.9GHz
Insertion Phase Deviation	Δφ	-20	+20	Degrees	V _{CC} = 36V, P _{out} = 240Wpk, F = 2.7, 2.8, 2.9GHz
Load Mismatch Stability	VSWR-S	-	1.5:1	-	V _{CC} = 36V, P _{out} = 240Wpk, F = 2.7, 2.8, 2.9GHz
Overdrive/Load Mismatch Tolerance	OD/ VSWR-T	-	2:1	-	V _{CC} = 36V, Pin=(Pin@P _{out} =240Wpk)+0.6dB, F = 2.7, 2.8, 2.9GHz

ADVANCED: Data Sheets contain information regarding a product M/A-COM Technology Solutions is considering for development. Performance is based on target specifications, simulated results, and/or prototype measurements. Commitment to develop is not guaranteed.

PRELIMINARY: Data Sheets contain information regarding a product M/A-COM Technology Solutions has under development. Performance is based on engineering tests. Specifications are typical. Mechanical outline has been fixed. Engineering samples and/or test data may be available. Commitment to produce in volume is not guaranteed.

• **North America** Tel: 800.366.2266 / Fax: 978.366.2266
 • **Europe** Tel: 44.1908.574.200 / Fax: 44.1908.574.300
 • **Asia/Pacific** Tel: 81.44.844.8296 / Fax: 81.44.844.8298
 Visit www.macomtech.com for additional data sheets and product information.

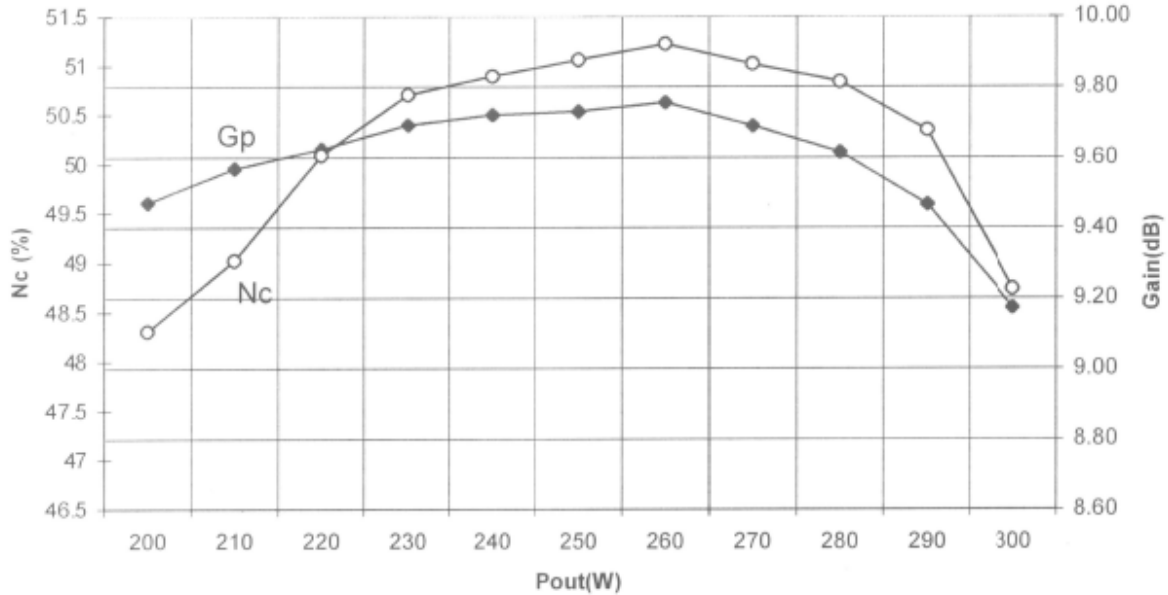
M/A-COM Technology Solutions Inc. and its affiliates reserve the right to make changes to the product(s) or information contained herein without notice.

Radar Pulsed Power Module, 240W
 2700MHz to 2900MHz, 100µS Pulse, 10% Duty

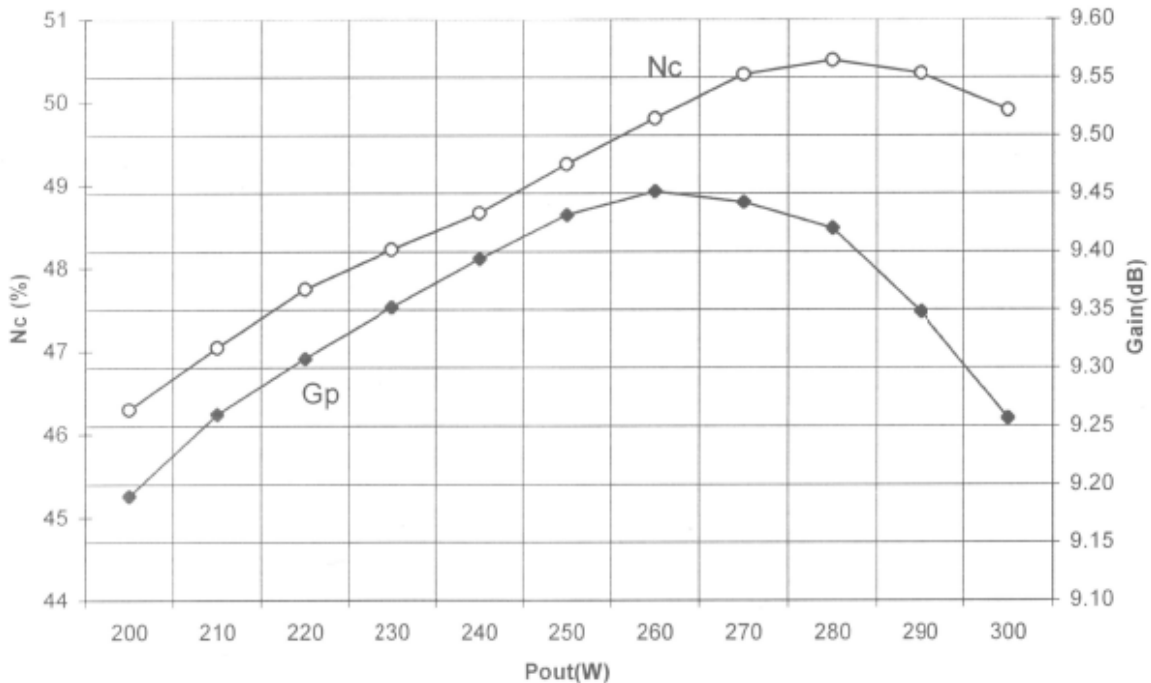
Released—11-04-2002

Typical Performance Curves

Collector Efficiency and Power Gain vs. Power Output
 Vcc=36VDC, Pulse Width=100µS, Duty=10%, 2.7GHz



Collector Efficiency and Power Gain vs. Power Output
 Vcc=36VDC, Pulse Width=100µS, Duty=10%, 2.8GHz



ADVANCED: Data Sheets contain information regarding a product M/A-COM Technology Solutions is considering for development. Performance is based on target specifications, simulated results, and/or prototype measurements. Commitment to develop is not guaranteed.
PRELIMINARY: Data Sheets contain information regarding a product M/A-COM Technology Solutions has under development. Performance is based on engineering tests. Specifications are typical. Mechanical outline has been fixed. Engineering samples and/or test data may be available. Commitment to produce in volume is not guaranteed.

• **North America** Tel: 800.366.2266 / Fax: 978.366.2266
 • **Europe** Tel: 44.1908.574.200 / Fax: 44.1908.574.300
 • **Asia/Pacific** Tel: 81.44.844.8296 / Fax: 81.44.844.8298
 Visit www.macomtech.com for additional data sheets and product information.

M/A-COM Technology Solutions Inc. and its affiliates reserve the right to make changes to the product(s) or information contained herein without notice.

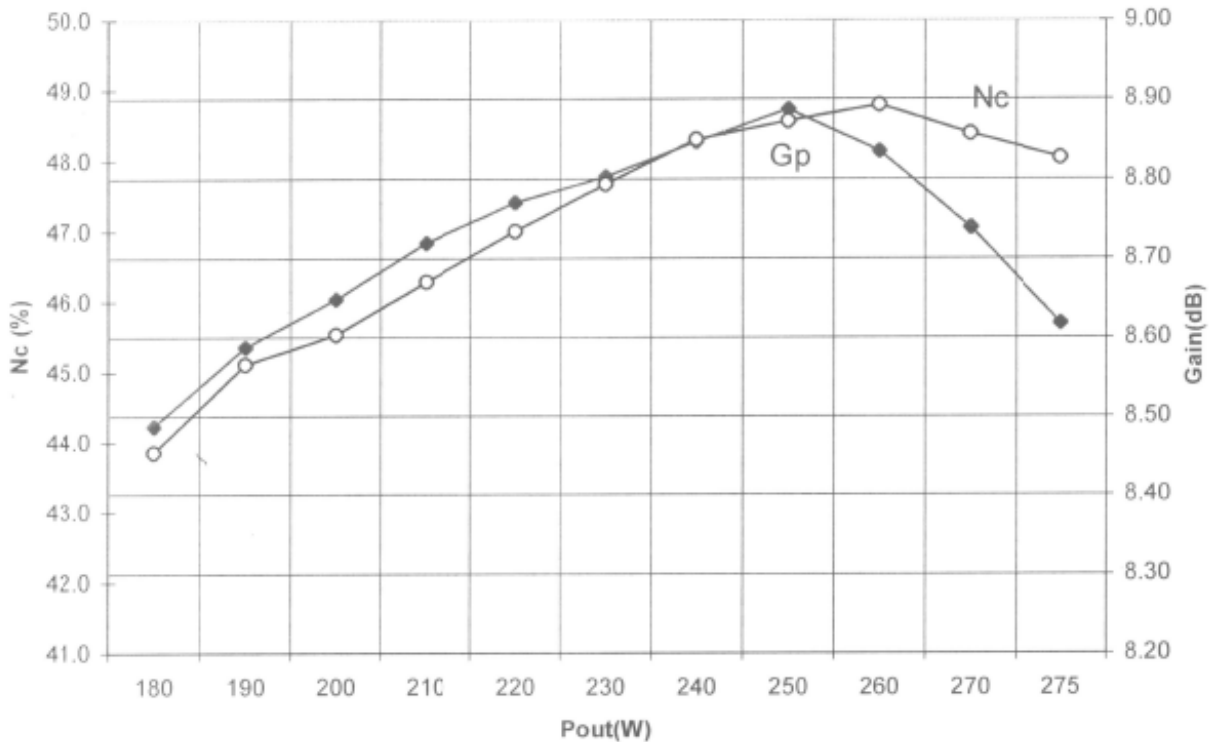
PHA2729-240M



Radar Pulsed Power Module, 240W
2700MHz to 2900MHz, 100µS Pulse, 10% Duty

Released—11-04-2002

Collector Efficiency and Power Gain vs. Power Output
Vcc=36VDC, Pulse Width=100µS, Duty=10%, 2.9GHz



ADVANCED: Data Sheets contain information regarding a product M/A-COM Technology Solutions is considering for development. Performance is based on target specifications, simulated results, and/or prototype measurements. Commitment to develop is not guaranteed.
PRELIMINARY: Data Sheets contain information regarding a product M/A-COM Technology Solutions has under development. Performance is based on engineering tests. Specifications are typical. Mechanical outline has been fixed. Engineering samples and/or test data may be available. Commitment to produce in volume is not guaranteed.

• **North America** Tel: 800.366.2266 / Fax: 978.366.2266
• **Europe** Tel: 44.1908.574.200 / Fax: 44.1908.574.300
• **Asia/Pacific** Tel: 81.44.844.8296 / Fax: 81.44.844.8298
Visit www.macomtech.com for additional data sheets and product information.

M/A-COM Technology Solutions Inc. and its affiliates reserve the right to make changes to the product(s) or information contained herein without notice.