

REV. Status

REVISION - 04/03/98 TS
REVISION A ADDED RoHS 12/05/05 MP
REVISION B ADDED TEMP RATING 5/5/15 MP

AUDIO COUPLING MINIATURE ENCAPSULATED TRANSFORMER DESIGNED TO OPERATE 50mW MAX IN SECONDARY AND REFLECT A PRIMARY SOURCE IMPEDANCE OF APPROXIMATELY 900ΩCT WITH 600Ω LOAD ON SECONDARY.

MODEL NUMBER
MET-29



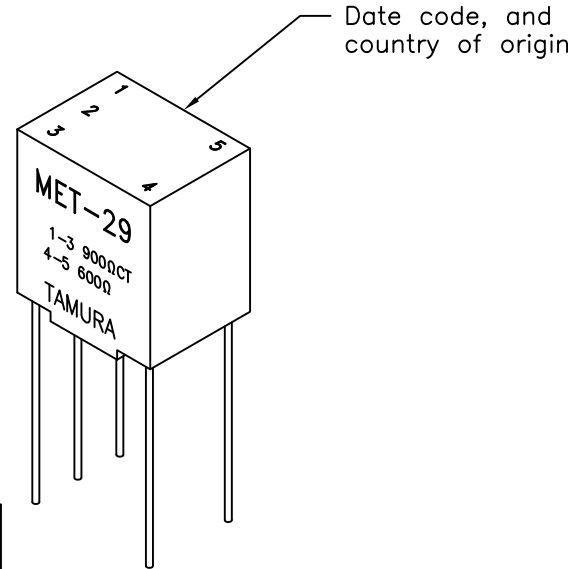
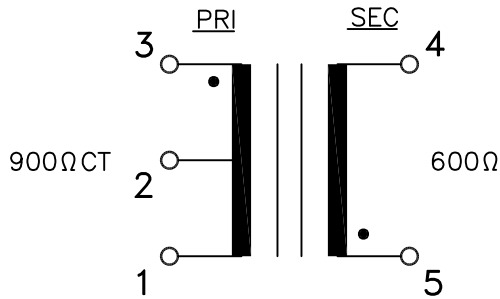
A. Electrical Specifications (@ 20°C)

1. Pri Source Impedance; 900ΩCT
2. Sec Load Impedance; 600Ω
3. Pri DC Current; 3mA MAX
4. Operating Level; 50mW MAX @ 300Hz
5. Frequency Response (relative to 1KHz); ±2.0dB, @ 300Hz to 100KHz
6. Longitudinal Balance; 60dB MIN @ 1KHz
7. DC Resistance;
 - (1-3) 80Ω ±30%
 - (4-5) 95Ω ±20%
8. Turns Ratio; (1-3) : (4-5) = 1.22 : 1 ±2%
9. Dielectric Strength; 60Hz 1KVrms 0.5 minute @ Pri - Sec

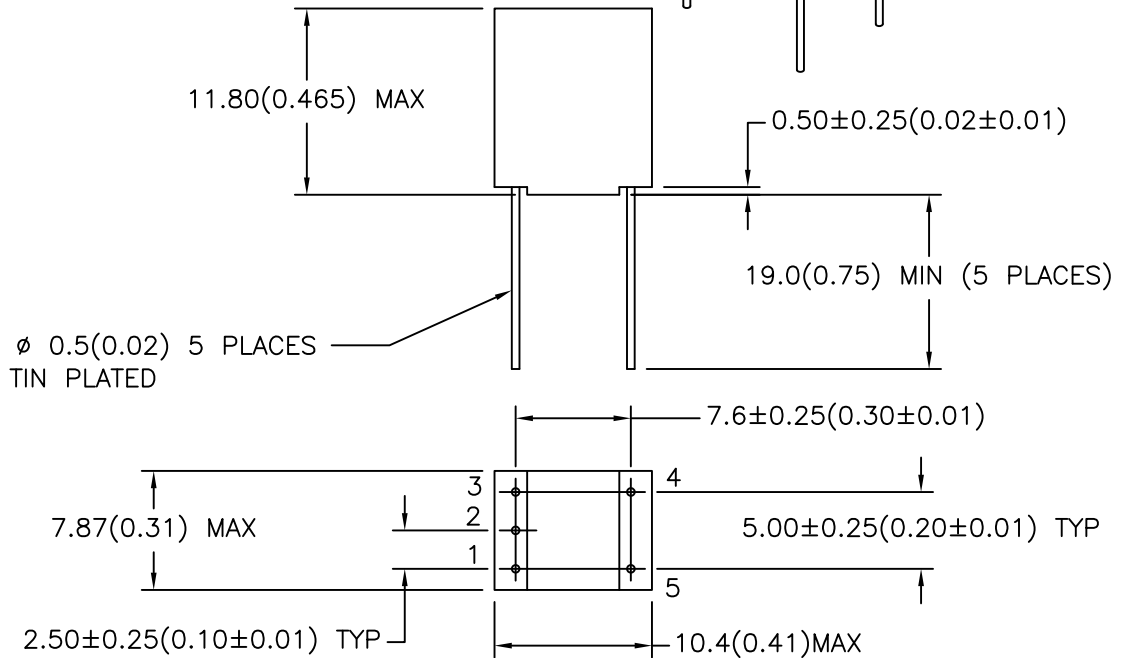
B. Marking; MET-29, TAMURA, Primary and Secondary Impedance, date code and country of origin

C. Operating Temperature: -20 to +85°C
Storage Temperature: -55 to +105°C

D. Schematic Diagram



E. Mechanical Specifications



TOLERANCES (mm)	
≤ 4	± 0.2
4 ≤ 20	± 0.3
20 ≤ 50	± 0.4

PREPARED BY:

C. POPPE

ENGINEER: MATHI P.	DRAWING CONTROL NO. P-A1-11999	REV B	MODEL DESCRIPTION AUDIO COUPLING MINIATURE ENCAPSULATED XFMR	MODEL SPECIFICATION MET-29
SAFETY ENGINEER	CONTENTS OF THIS DRAWING ARE SUBJECT TO CHANGE WITHOUT PRIOR NOTICE TAMURA CORPORATION OF AMERICA 1040 SOUTH ANDREASEN DRIVE, #100 ESCONDIDO, CA. 92029 (951) 699-1270 FAX 7607400536			DIM: mm[In] SCL: 2/1 SH: 1 OF 1
APPROVED: M. PITCHAI	PROPRIETARY NOTICE: THIS DRAWING PRINT OR DOCUMENT AND SUBJECT MATTER DISCLOSED HEREIN ARE PROPRIETARY ITEMS TO WHICH TAMURA RETAINS THE EXCLUSIVE RIGHT OF DISSEMINATION, REPRODUCTION, MANUFACTURE AND SALE. THIS DRAWING, PRINT OR DOCUMENT IS SUBMITTED IN CONFIDENCE FOR CONSIDERATION BY THE RECIPIENT ALONE UNLESS PERMISSION FOR FURTHER DISCLOSURE IS EXPRESSLY GRANTED IN WRITING.			