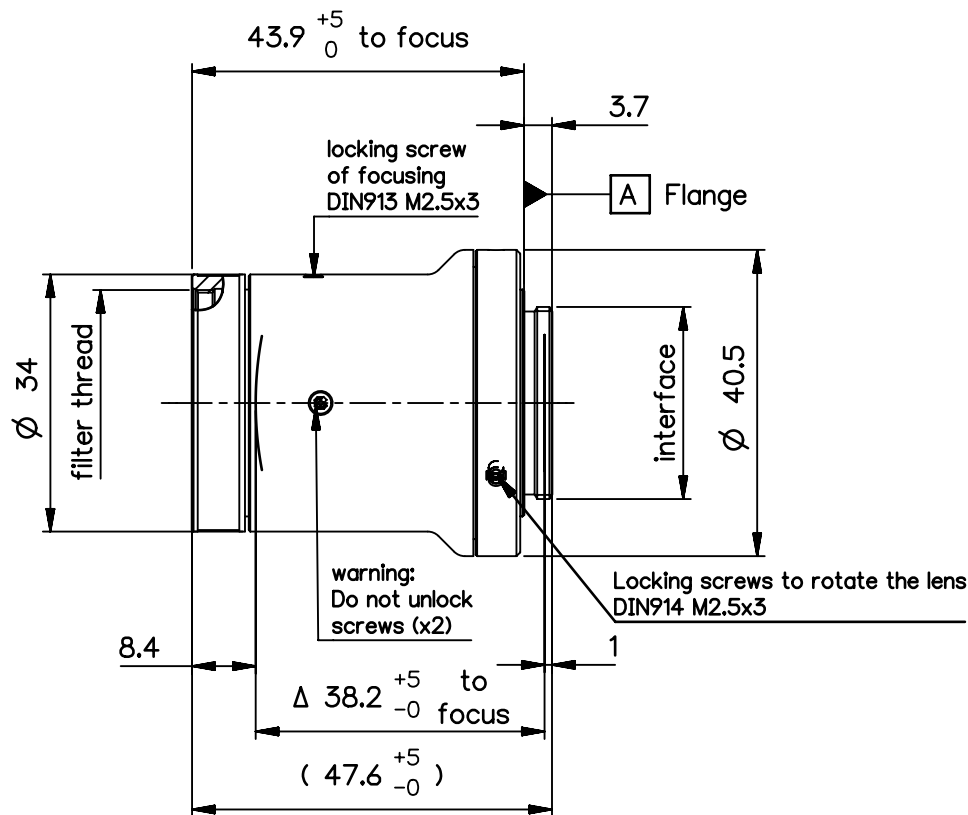
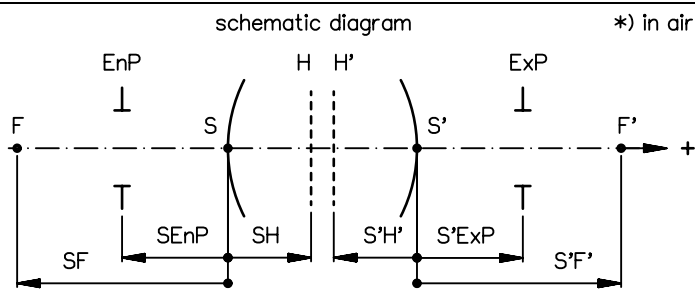


order number	lens name	f-stop
0020-007-000-20	MeVis-CF 1.6/25	1.6
0020-007-000-21	MeVis-CF 4.0/25	4.0
0020-007-000-22	MeVis-CF 2.8/25	2.8



Specification		ON	5801-9011
image circle max. (mm)	16	working distance (mm)	260 - ∞
focal length f' (mm) *	25.1	interface	C-mount (1-32 UN 2A)
magnification β' [range]	-0.05 [-0.1 ... 0]	filter thread	M30 x0.75
spectral range λ (nm)	450 - 950	weight (g)	120

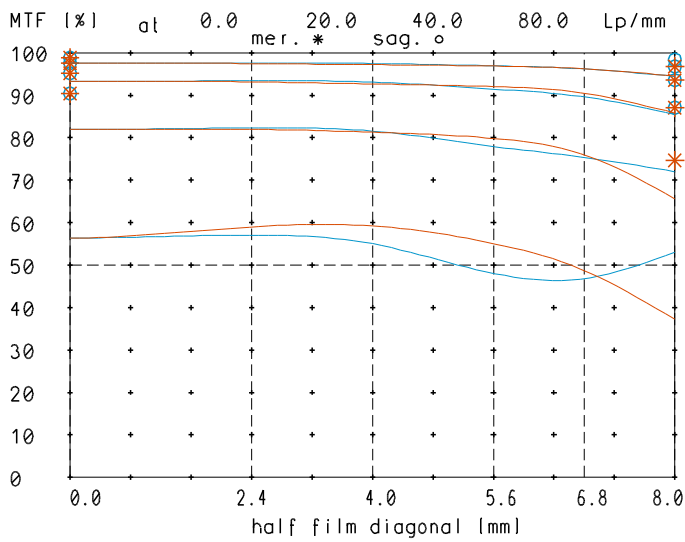


design includes CCD cover glass:		yes / 1 mm K7		
SF (mm)	1.5	f-stop	Ø EnP	Ø Exp
S'F' (mm) *	13.4	1.6	15.1	27.9
HH' (mm) *	1.6	2.8	8.9	16.4
SH (mm)	27.0	4	6.2	11.5
S'H' (mm) *	-12.1			
SEnP (mm)	15.4			
S'Exp (mm) *	-33.6			

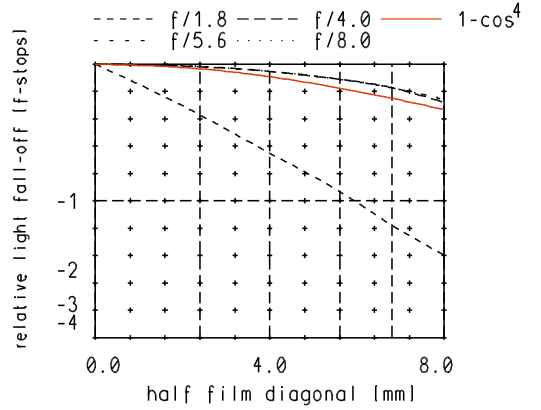
NX	EU-D	AL-T1A	US-D	US-ML	not export controlled		
				PDM Status Freigabe	-		
PROTECTIVE NOTE "DIN ISO 16016" TO BE OBSERVED	REV	ECC	DATE	APPROVED	GENERAL TOLERANCE OF DIMENSION, FORM, POS.	SCALE 1:1	
	a	Neuausg					MATERIAL
	b	10-132	16.09.10	Labarte			
	c	10-132	05.11.10	Labarte			
	d	11-149	12.10.11	Kuehne		BASIC TOLERANCING PRINCIPLE	TITLE
	e	12-0001	23.01.12	Kuehne			MeVis-CF 1.6/25
	f	12-0185	10.04.12	Schuber	FIRST ISSUE	DATE	NAME
g	14-0184	15.07.14	Schiffe	05.08.10	05.08.10	Labarte	
				CHKD	05.08.10	Schaeffler	
DIN A 4	ALL DIMENSIONS ARE IN MM AND INCLUDE SURFACE TREATMENT					DRAWING NO.	SHEET 1 OF 1
						0020-007-100-00-0001g	
						REPLACES	

Mev is-C_25mm

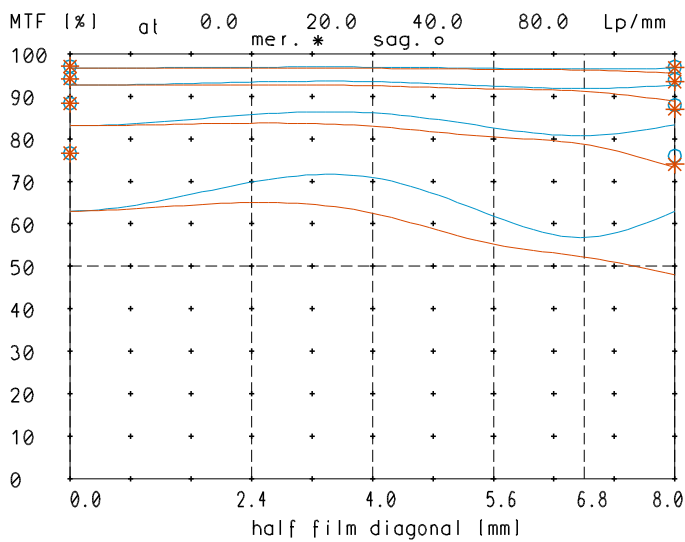
MTF at ratio -0.03 f/ 1.6



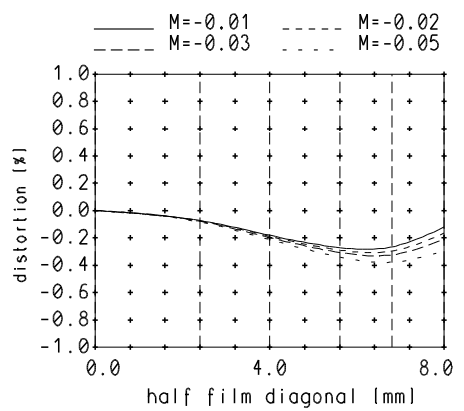
relative light fall-off at ratio -0.03



MTF at ratio -0.03 f/ 4.0

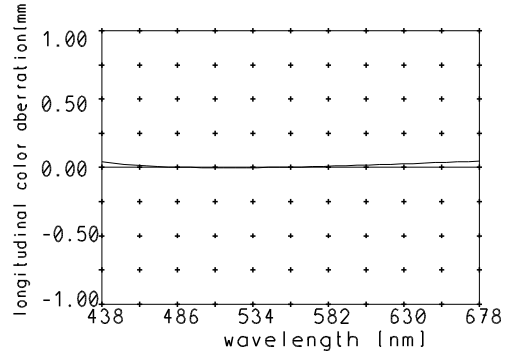


Distortion at ratio -0.01 to -0.05



— sagittal, o Diffraction limited value
 — meridional* Diffraction limited value

Longitudinal color aberration at ratio -0.03



Named frequencies (line pairs/mm) in modular transfer function (MTF) as well as diagrams of relative light fall-off, distortion and longitudinal color aberration refer to film plane.