

Layout 1: 16 Corners  
All edge pieces or all no-edge

**NOTES:**

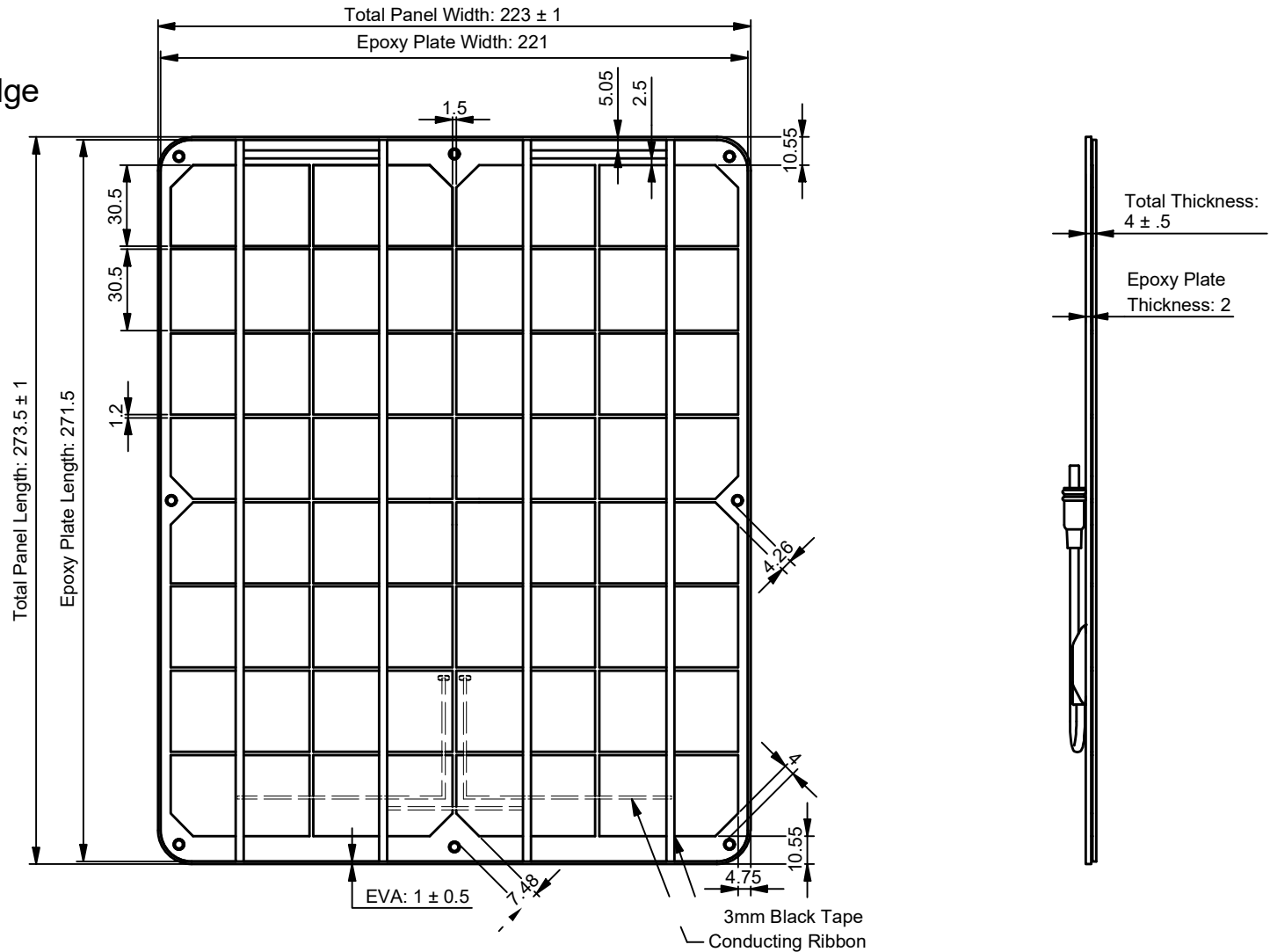
1. All materials RoHS compliant
2. Cutting Method: Laser
3. Change 2A: Panel Extended from Rev 1 by 15mm
4. Change 2A: Cells made larger



FILE DETAILS				SUBSTRATE		HARDWARE		POWER			
PRODUCT NAME: <b>P108 9W 17V R2B</b>				PNL. SIZE: 223x273.5+/- 1mm		WIRE LENGTH: 50cm [19.7in]		Cell Supplier: EEPV			
DWG. NO.: P108_9_17_223x273.5_R2B				PCB. SIZE: 221x271.5		WIRE PLUG: Male 3.5x1.1mm Barrel		Cell Type: Mono 19%+			
DWG. TYPE: PRODUCTION				MATERIAL: 2.0mm Epoxy Plate		WIRE NO.: #52		Output Tolerance (Vp, Ip): ±10%			
SCALE: UNITS: TOLERANCE: SHEET:				COLOR: Black		WIRE COLOR: Red		Manufacturer Cell Spec.	Expected Panel Output		
MM ±0.1mm 1/1				COATING: TDS Matte ETFE YH06 EVA VT		WIRE NO.:		MC	32	32	pcs
CREATED BY: ME DATE: 2019-03-25				TAPE: 3mm Black		WIRE COLOR: Red		Vp	17.34	16.48	V
REV. CHANGE: DATE: CHK'D BY:				TEMP. RANGE:		STRAIN RELIEF: Jbox		Isc	0.61	0.59	A
2B B 2019-09-23						SCREWS:		Ip	0.57	0.54	A
								Wp	9.92	8.95	W

This document contains proprietary information and should not be copied or shared without the consent of Voltaic Systems.

Layout 2: 12 Corners  
All edge pieces or all no-edge



NOTES:

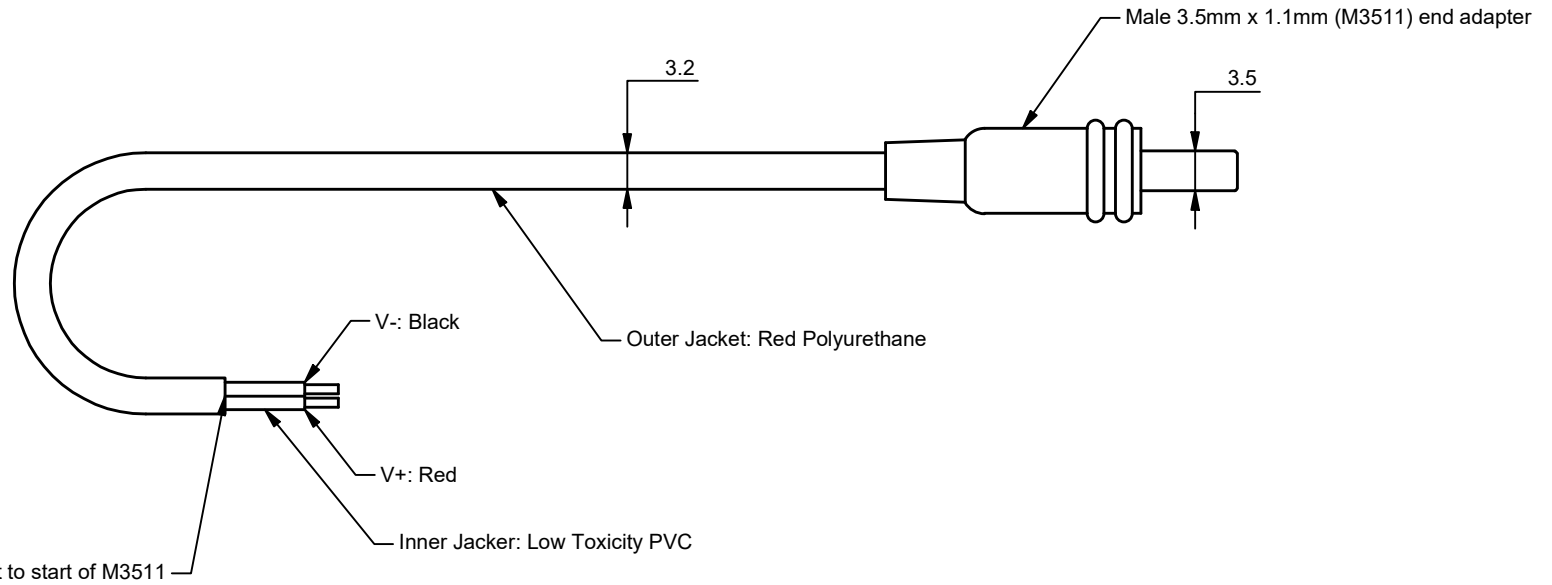
1. All materials RoHS compliant
2. Cutting Method: Laser
3. Change 2A: Panel Extended from Rev 1 by 15mm
4. Change 2A: Cells made larger



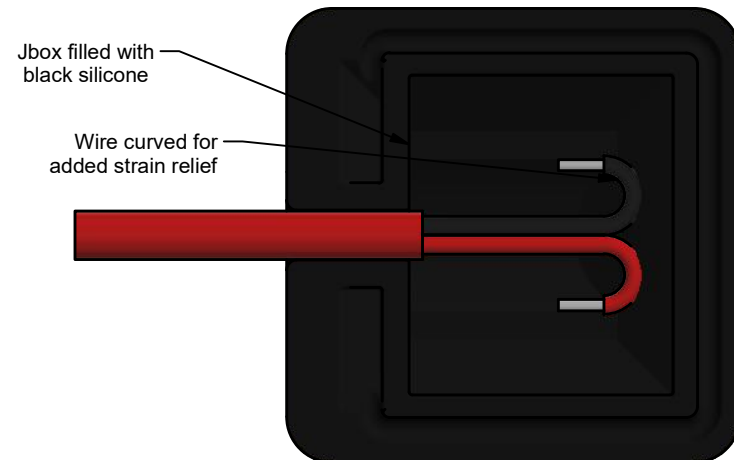
FILE DETAILS				SUBSTRATE		HARDWARE		POWER		
PRODUCT NAME: <b>P108 9W 17V R2B</b>				PNL. SIZE: 223x273.5+/- 1mm		WIRE LENGTH: 50cm [19.7in]		Cell Supplier: EEPV		
DWG. NO.: P108_9_17_223x273.5_R2B				PCB. SIZE: 221x271.5		WIRE PLUG: Male 3.5x1.1mm Barrel		Cell Type: Mono 19%+		
DWG. TYPE: PRODUCTION				MATERIAL: 2.0mm Epoxy Plate		WIRE NO.: #52		Output Tolerance (Vp,Ip): ±10%		
SCALE: UNITS: TOLERANCE: SHEET: MM ±0.1mm 1/1				COLOR: Black		WIRE COLOR: Red		MC	32	32 pcs
CREATED BY: ME				COATING: TDS Matte ETFE YH06 EVA VT		WIRE NO.:		Voc	20.45	19.43 V
DATE: 2019-03-25				TAPE: 3mm Black		STRAIN RELIEF: Jbox		Vp	17.34	16.48 V
REV. CHANGE: DATE: CHK'D BY: 2B B 2019-09-23				TEMP. RANGE:		SCREWS:		Isc	0.61	0.59 A
								Ip	0.57	0.54 A
								Wp	9.92	8.95 W

This document contains proprietary information and should not be copied or shared without the consent of Voltaic Systems.

# WIRE #052



## JBOX ASSEMBLY INSTRUCTIONS



### NOTES:

1. All materials RoHS compliant



WIRE NUMBER: #052			
WIRE LENGTH:	50 +/- 1 cm		
WIRE PLUG:	M3511		
WIRE COLOR:	Red Outer, Black and Red Inner		
WIRE GAUGE:	22 AWG		
WIRE MATERIAL:	PU or Low-Toxicity PVC		
REV.	CRT'D BY:	DATE:	CHK'D BY:
1A	ME	2019-09-25	

This document contains proprietary information and should not be copied or shared without the consent of Voltaic Systems.