

Features

- Halogen Free. "Green" Device (Note 1)
- AEC-Q101 Qualified
- Planar Die Construction
- ESD Rating of 16kV per Human Body Model
- Moisture Sensitivity Level 1
- Epoxy Meets UL 94 V-0 Flammability Rating
- Lead Free Finish/RoHS Compliant ("P" Suffix Designates RoHS Compliant. See Ordering Information)

Maximum Ratings

- Operating Junction Temperature Range: -55°C to +150°C
- Storage Temperature Range: -55°C to +150°C
- Thermal Resistance : 340°C/W Junction to Ambient(Note 2)

Parameter	Symbol	Rating	Conditions
Power Dissipation	P_D	500mW	Note 3
Maximum Forward Voltage	V_F	0.9V	$I_F=10mA$

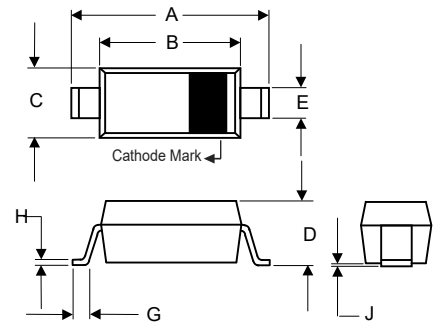
Note: 1. Halogen free "Green" products are defined as those which contain <900ppm bromine, <900ppm chlorine (<1500ppm total Br + Cl) and <1000ppm antimony compounds.

Note: 2. On FR - 4 Board With Minimum Recommended Solder Pad Layout

Note: 3. Mounted on 5.0mm²(0.013mm Thick) Land Areas.

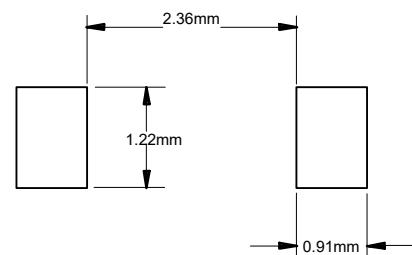
**500 mW
Zener Diode
2.4 to 47 Volts**

SOD-123



DIM	DIMENSIONS				NOTE
	INCHES		MM		
	MIN	MAX	MIN	MAX	
A	0.140	0.152	3.55	3.85	
B	0.100	0.112	2.55	2.85	
C	0.055	0.071	1.40	1.80	
D	----	0.053	----	1.35	
E	0.018	0.026	0.45	0.65	
G	0.006	----	0.15	----	
H	----	0.010	----	0.25	
J	----	0.006	----	0.15	

SUGGESTED SOLDER PAD LAYOUT



Electrical Characteristics @ 25°C Unless Otherwise Specified

MCC Part Number	Nominal Zener Voltage ^(4,5)		Maximum Zener Impedance ⁽⁶⁾			Maximum Reverse Leakage Current		Maximum Zener Voltage Temp	Marking Code
	$V_Z @ I_{ZT}$	I_{ZT}	$Z_{ZT} @ I_{ZT}$	$Z_{Zk} @ I_{Zk}$	I_{Zk}	I_R	V_R		
	V	mA	Ω	Ω	mA	μA	V	%/°C	
MMSZ5221BHE3	2.4	20	30	1200	0.25	100	1.0	-0.085	C1
MMSZ5222BHE3	2.5	20	30	1250	0.25	100	1.0	-0.085	C2
MMSZ5223BHE3	2.7	20	30	1300	0.25	75	1.0	-0.080	C3
MMSZ5225BHE3	3.0	20	29	1600	0.25	50	1.0	-0.075	C5
MMSZ5226BHE3	3.3	20	28	1600	0.25	25	1.0	-0.070	G1
MMSZ5227BHE3	3.6	20	24	1700	0.25	15	1.0	-0.065	G2
MMSZ5228BHE3	3.9	20	23	1900	0.25	10	1.0	-0.060	G3
MMSZ5229BHE3	4.3	20	22	2000	0.25	5.0	1.0	± 0.055	G4
MMSZ5230BHE3	4.7	20	19	1900	0.25	5.0	2.0	± 0.030	G5
MMSZ5231BHE3	5.1	20	17	1600	0.25	5.0	2.0	± 0.030	E1
MMSZ5232BHE3	5.6	20	11	1600	0.25	5.0	3.0	+0.038	E2
MMSZ5233BHE3	6.0	20	7.0	1600	0.25	5.0	3.5	+0.040	E3
MMSZ5234BHE3	6.2	20	7.0	1000	0.25	5.0	4.0	+0.045	E4
MMSZ5235BHE3	6.8	20	5.0	750	0.25	3.0	5.0	+0.050	E5
MMSZ5236BHE3	7.5	20	6.0	500	0.25	3.0	6.0	+0.058	F1
MMSZ5237BHE3	8.2	20	8.0	500	0.25	3.0	6.5	+0.062	F2
MMSZ5238BHE3	8.7	20	8.0	600	0.25	3.0	6.5	+0.065	F3
MMSZ5239BHE3	9.1	20	10	600	0.25	3.0	7.0	+0.068	F4
MMSZ5240BHE3	10	20	17	600	0.25	3.0	8.0	+0.075	F5
MMSZ5241BHE3	11	20	22	600	0.25	2.0	8.4	+0.076	H1
MMSZ5242BHE3	12	20	30	600	0.25	1.0	9.1	+0.077	H2
MMSZ5243BHE3	13	9.5	13	600	0.25	0.5	9.9	+0.079	H3
MMSZ5244BHE3	14	9.0	15	600	0.25	0.1	10.5	+0.081	H4
MMSZ5245BHE3	15	8.5	16	600	0.25	0.1	11	+0.082	H5
MMSZ5246BHE3	16	7.8	17	600	0.25	0.1	12	+0.083	J1
MMSZ5248BHE3	18	7.0	21	600	0.25	0.1	14	+0.085	J3
MMSZ5250BHE3	20	6.2	25	600	0.25	0.1	15	+0.086	J5
MMSZ5251BHE3	22	5.6	29	600	0.25	0.1	17	+0.087	K1
MMSZ5252BHE3	24	5.2	33	600	0.25	0.1	18	+0.088	K2
MMSZ5254BHE3	27	4.6	41	600	0.25	0.1	21	+0.090	K4
MMSZ5255BHE3	28	4.5	44	600	0.25	0.1	21	+0.091	K5
MMSZ5256BHE3	30	4.2	49	600	0.25	0.1	23	+0.091	M1
MMSZ5257BHE3	33	3.8	58	700	0.25	0.1	25	+0.092	M2
MMSZ5258BHE3	36	3.4	70	700	0.25	0.1	27	+0.093	M3
MMSZ5259BHE3	39	3.2	80	800	0.25	0.1	30	+0.094	M4
MMSZ5260BHE3	43	3.0	93	900	0.25	0.1	33	+0.095	M5
MMSZ5261BHE3	47	2.7	105	1000	0.25	0.1	36	+0.095	N1

Note: 4. Standard Zener Voltage Tolerance is $\pm 5\%$ With a "B" suffix (e.g.: MMSZ5225BHE3).

Note: 5. Zener Voltage (V_Z) Measurement. Guarantees the Zener Voltage When Measured at 90 Seconds While Maintaining the Lead Temperature (T_L) at 25°C, From the Diode Body.

Note: 6. Zener Impedance (Z_Z) Derivation. The Zener Impedance is Derived From the 60 Cycle AC Voltage, Which Results When an AC Current Having an Rms Value Equal to 10% of the DC Zener Current (I_{ZT} or I_{Zk}) is Superimposed on I_{ZT} or I_{Zk} .

Curve Characteristics

Fig. 1 - Power Derating Curve

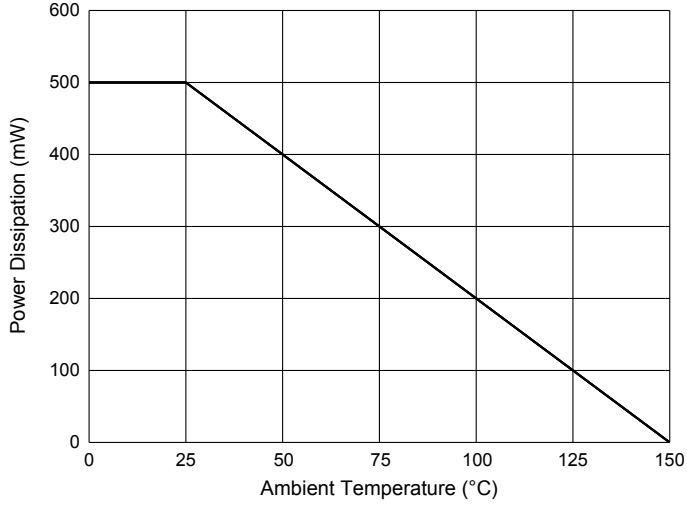


Fig. 2 - Typical Zener Breakdown Characteristics

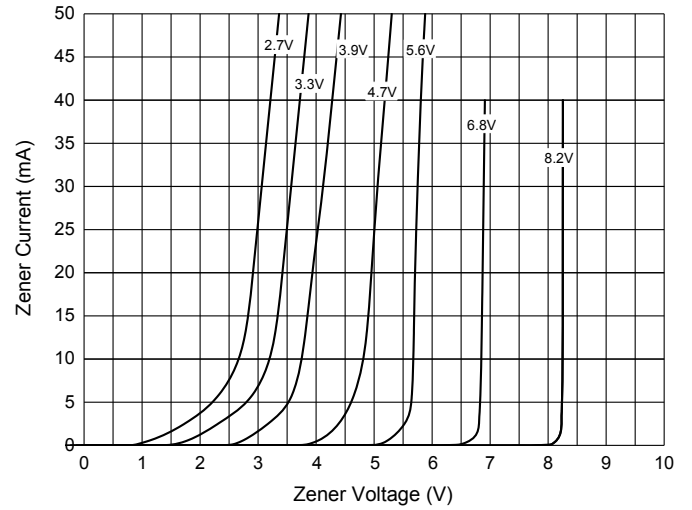


Fig. 3 - Typical Zener Breakdown Characteristics

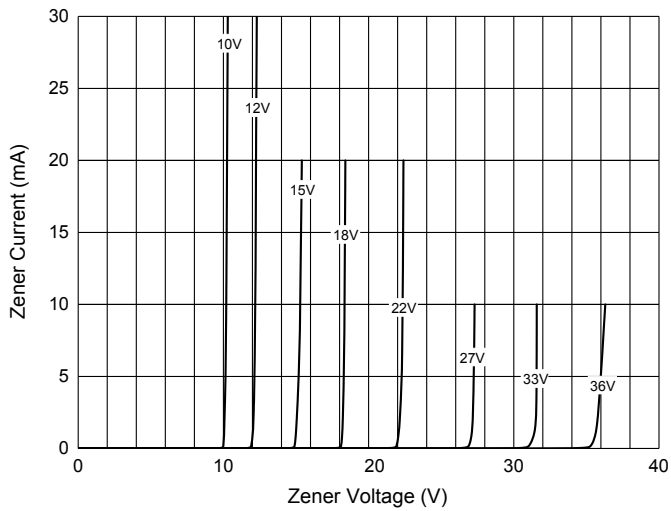
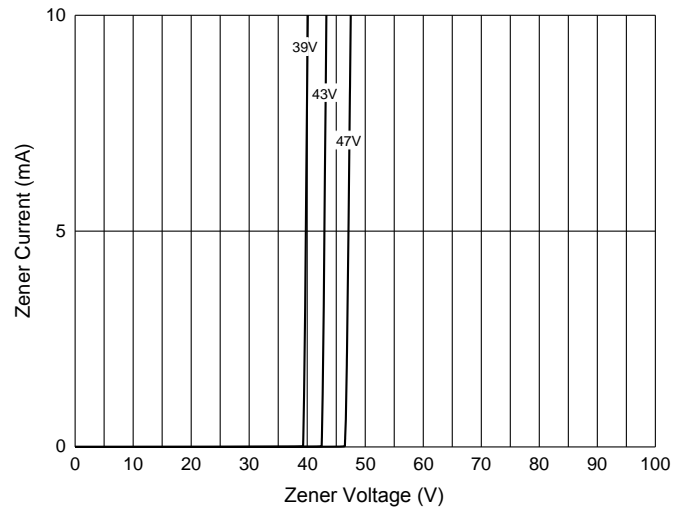


Fig. 4 - Typical Zener Breakdown Characteristics



Ordering Information

Device	Packing
Part Number-TP	Tape&Reel:3Kpcs/Reel

*****IMPORTANT NOTICE*****

Micro Commercial Components Corp. reserves the right to make changes without further notice to any product herein to make corrections, modifications , enhancements , improvements , or other changes . **Micro Commercial Components Corp** . does not assume any liability arising out of the application or use of any product described herein; neither does it convey any license under its patent rights ,nor the rights of others . The user of products in such applications shall assume all risks of such use and will agree to hold **Micro Commercial Components Corp** . and all the companies whose products are represented on our website, harmless against all damages. **Micro Commercial Components Corp.** products are sold subject to the general terms and conditions of commercial sale, as published at <https://www.mccsemi.com/Home/TermsAndConditions>.

*****LIFE SUPPORT*****

MCC's products are not authorized for use as critical components in life support devices or systems without the express written approval of Micro Commercial Components Corporation.

*****CUSTOMER AWARENESS*****

Counterfeiting of semiconductor parts is a growing problem in the industry. Micro Commercial Components (MCC) is taking strong measures to protect ourselves and our customers from the proliferation of counterfeit parts. MCC strongly encourages customers to purchase MCC parts either directly from MCC or from Authorized MCC Distributors who are listed by country on our web page cited below. Products customers buy either from MCC directly or from Authorized MCC Distributors are genuine parts, have full traceability, meet MCC's quality standards for handling and storage. **MCC will not provide any warranty coverage or other assistance for parts bought from Unauthorized Sources.** MCC is committed to combat this global problem and encourage our customers to do their part in stopping this practice by buying direct or from authorized distributors.