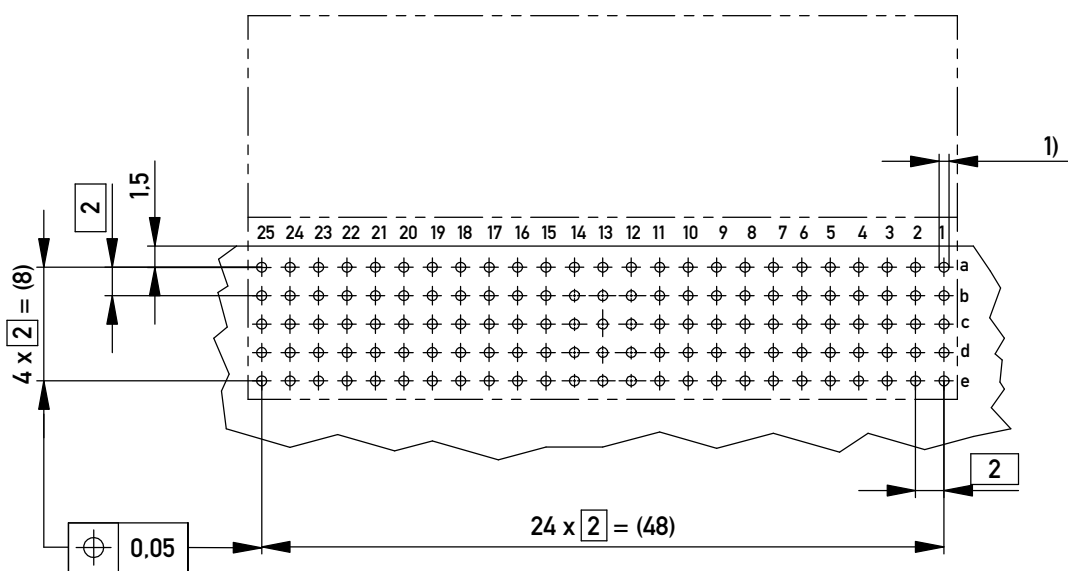


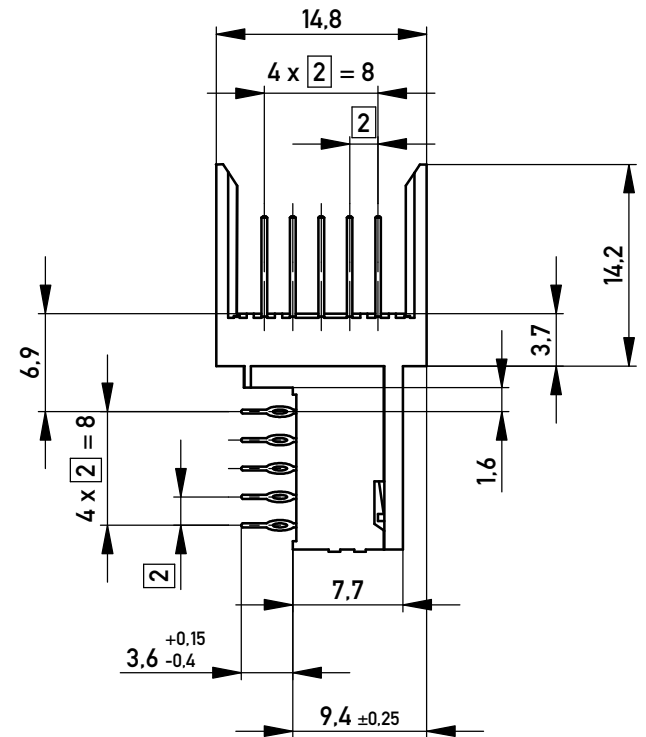
Contact Layout - *Bestückungsplan*

25	24	23	22	21	20	19	18	17	16	15	14	13	12	11	10	9	8	7	6	5	4	3	2	1		
B	B	B	B	B	B	B	B	B	B	B	B	B	B	B	B	B	B	B	B	B	B	B	B	B	B	z
B	B	B	B	B	B	B	B	B	B	B	B	B	B	B	B	B	B	B	B	B	B	B	B	B	B	a
B	B	B	B	B	B	B	B	B	B	B	B	B	B	B	B	B	B	B	B	B	B	B	B	B	B	b
B	B	B	B	B	B	B	B	B	B	B	B	B	B	B	B	B	B	B	B	B	B	B	B	B	B	c
B	B	B	B	B	B	B	B	B	B	B	B	B	B	B	B	B	B	B	B	B	B	B	B	B	B	d
B	B	B	B	B	B	B	B	B	B	B	B	B	B	B	B	B	B	B	B	B	B	B	B	B	B	e
																										f

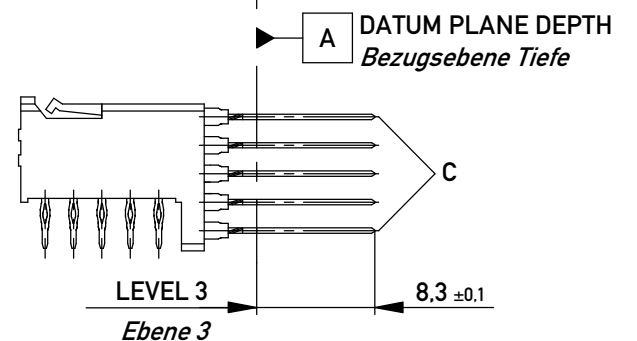
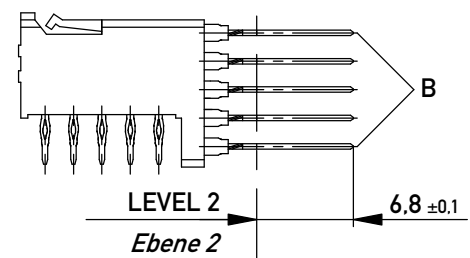
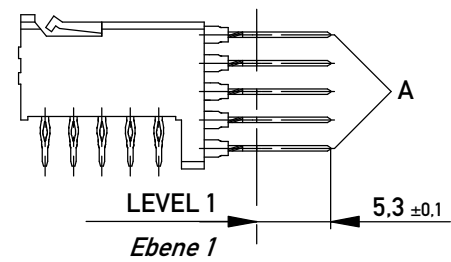
Board Hole Pattern ( Component Mounting Side )  
*Lochbild für Leiterplatte (Bestückungsseite)*



All Holes  
*Alle Löcher*



CONTACT LENGTH EXAMPLES  
*Kontaktlänge Beispiele*



RoHS Konform  
*RoHS compliant*

1)  $\varnothing 0,6_{\pm 0,05}$  Durchmesser des metallisierten Loches  
 $\varnothing 0,6_{\pm 0,05}$  Diameter of finished plated-through hole

Schichtaufbau im metallisierten Loch siehe Zeichnung 164062 Nr.1  
*Metal plating of plated-through hole see drawing 164062 No.1*

Fehlende Masse und Angaben nach IEC 61076-4-101  
*Missing information and dimensions per IEC 61076-4-101*

Information:  
Level 2  
siehe Bestückungsplan / see contact layout  
ohne Zentrierzapfen / without location peg  
Anforderungsstufe 2 / class 2  
Ohne Abschirmblech an Reihe f /  
without shielding on row f

Copyright by ERNI Production GmbH & Co. KG  
Proprietary notice pursuant to ISO 16016 to be observed.

Information:		Tolerances	Scale 2:1
All rights reserved. Only for Information. To ensure that this is the latest version of this drawing, please contact one of the ERNI companies before using.		All Dimensions in mm	Designation
www.ERNI.com		ERmet Messerleiste B, abgew <i>ERmet Male Type B, r/a</i>	
d	02.09.2016	923764	
Index	Date	Class	ERMB
		I A3	