

## Single Phase Glass Passivated Silicon Bridge Rectifier

$V_{RRM} = 600\text{ V} - 1000\text{ V}$   
 $I_O = 3\text{ A}$

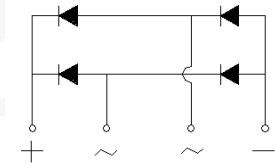
### Features

- Low forward voltage
- High surge overload rating
- Ideal for printed circuit boards
- High temperature soldering: 260°C/ 10 s
- Types from 600 V up to 1000 V  $V_{RRM}$
- Not ESD Sensitive

### Applications

- Switching power supply
- Home appliances, office devices
- Industrial auto-equipments

BR-3 Package



### Maximum ratings at $T_A = 25\text{ }^\circ\text{C}$ , unless otherwise specified

Parameter	Symbol	Conditions	BR36	BR38	BR310	Unit
Repetitive peak reverse voltage	$V_{RRM}$		600	800	1000	V
RMS reverse voltage	$V_{RMS}$		420	560	700	V
DC blocking voltage	$V_{DC}$		600	800	1000	V
Operating temperature	$T_j$		-40 to 125	-40 to 125	-40 to 125	$^\circ\text{C}$
Storage temperature	$T_{stg}$		-40 to 150	-40 to 150	-40 to 150	$^\circ\text{C}$

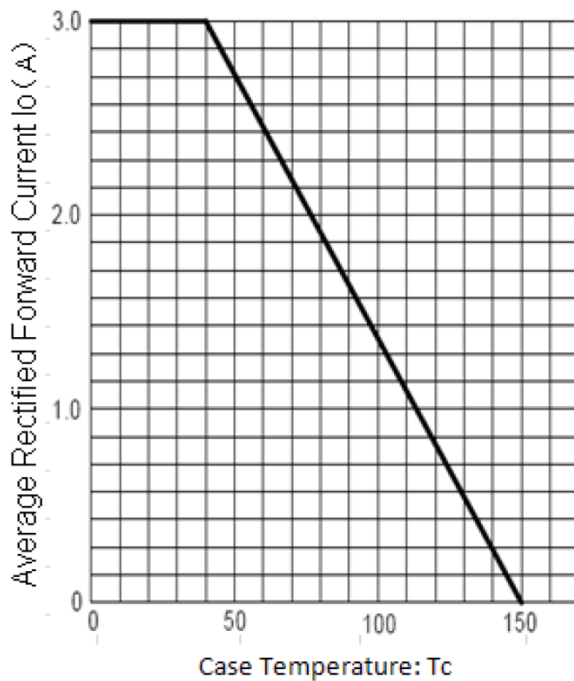
### Electrical characteristics at $T_A = 25\text{ }^\circ\text{C}$ , unless otherwise specified

Single phase, half sine wave, 50 Hz, resistive load

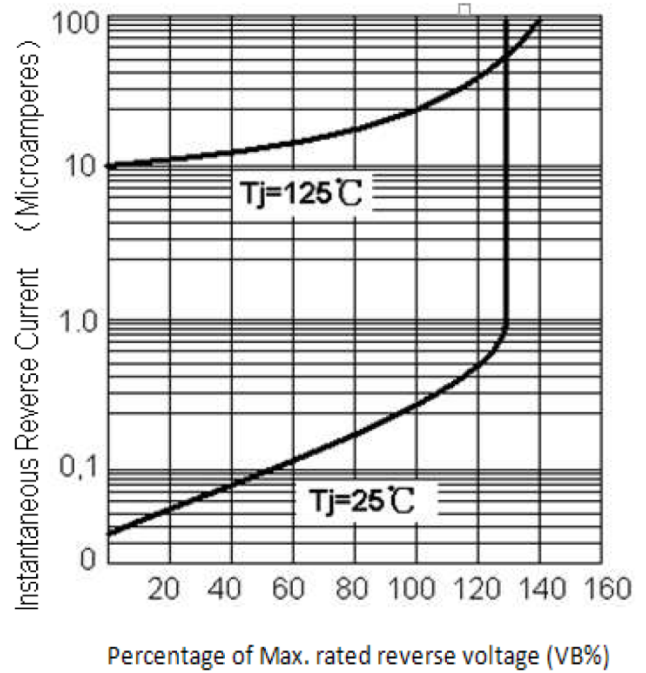
For capacitive load derate current by 20%

Parameter	Symbol	Conditions	BR36	BR38	BR310	Unit
Maximum forward rectified current	$I_O$	$T_C = 40\text{ }^\circ\text{C}$	3	3	3	A
Peak forward surge current	$I_{FSM}$	$t_p = 8.3\text{ ms}$	60	60	60	A
Maximum forward voltage drop	$V_F$	$I_F = 1.5\text{ A}$	1.05	1.05	1.05	V
Maximum reverse current at rated DC blocking voltage	$I_R$	$T_A = 25\text{ }^\circ\text{C}$	10	10	10	$\mu\text{A}$
		$T_A = 125\text{ }^\circ\text{C}$	500	500	500	
Rating for fusing	$I^2t$	$1\text{ ms} < t_p < 10\text{ ms}$ , $T_j = 25\text{ }^\circ\text{C}$	15	15	15	$\text{A}^2\text{s}$
Thermal resistance	$R_{\theta JA}$		18	18	18	$^\circ\text{C/W}$
Mounting Torque	M		2.0 (1.0 N.m is recommended)			N.m

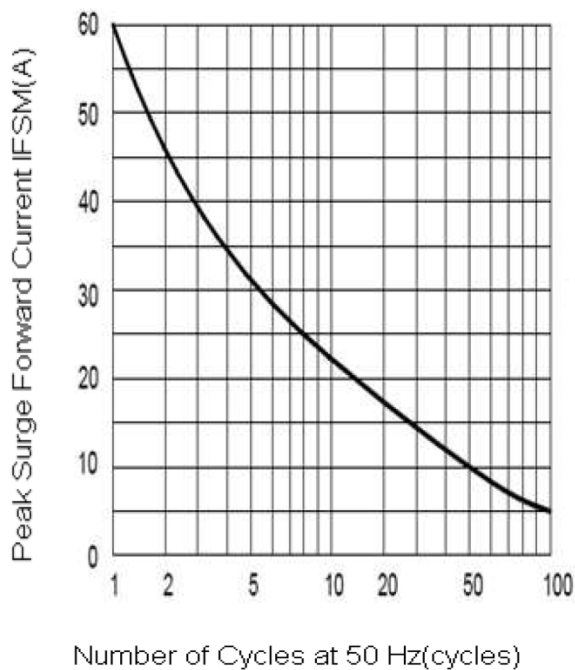
**Fig.1: Current Derating Curve**



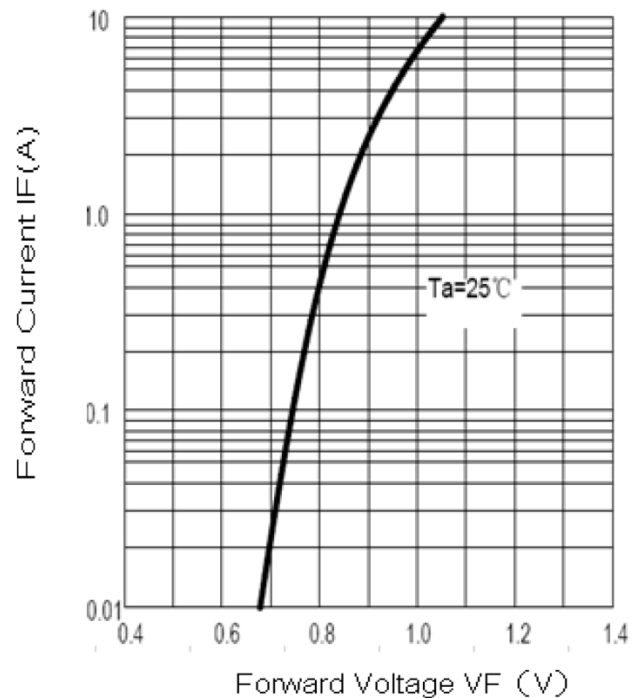
**Fig.2: Typical Reverse Characteristics**



**Fig.3: Max. Surge Current**



**Fig.4: Rated Forward Features**



**Package dimensions and terminal configuration**

Product is marked with part number and terminal configuration.

**BR-3**

