



# BAS70W SERIES

## SURFACE MOUNT SCHOTTKY DIODES

**VOLTAGE** 70 Volt **CURRENT** 0.2 Ampere

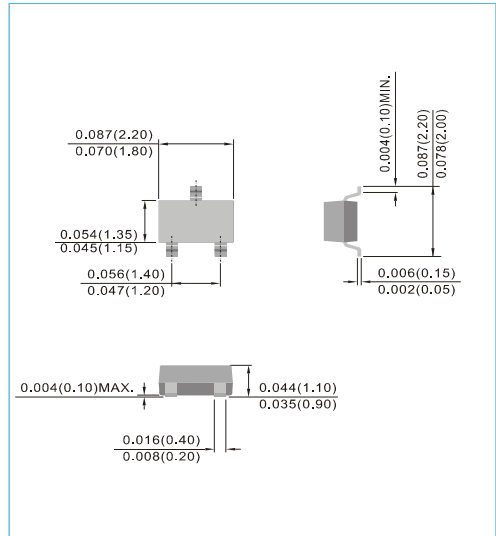
### FEATURES

- Fast switching speed
- Surface mount package ideally suited for automatic insertion  
Electrical identical standard JEDEC
- High conductor
- Lead free in compliance with EU RoHS2.0 (2011/65/EU & 2015/865/EU directive)
- Green molding compound as per IEC61249 Std. . (Halogen Free)

### MECHANICAL DATA

- Case: SOT-323, Plastic
- Terminals: Solderable per MIL-STD-750, Method 2026
- Approx. Weight: 0.0002 ounces, 0.005 grams

**SOT-323** Unit : inch(mm)

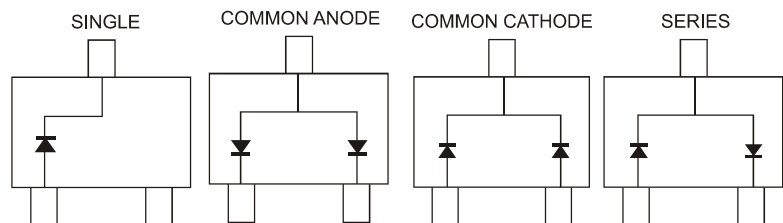


### ABSOLUTE RATINGS (T<sub>A</sub>=25°C unless otherwise noted)

PARAMETER	SYMBOL	VALUE	UNITS
Reverse Voltage	V <sub>R</sub>	70	V
Peak Reverse Voltage	V <sub>RRM</sub>	70	V
Average Rectified Current at Temp=25°C	I <sub>F(AV)</sub>	0.2	A
Non-repetitive Peak Forward Surge Current at t=1.0 s	I <sub>FSM</sub>	0.6	A

### THERMAL CHARACTERISTICS (T<sub>A</sub>=25°C unless otherwise noted)

PARAMETER	SYMBOL	BAS70W	BAS70AW	BAS70CW	BAS70SW	UNITS
Marking Code	-	A70	A72	A73	A74	-
Power Dissipation	P <sub>TOT</sub>	225				mW
Thermal Resistance , Junction to Ambient	R <sub>θJA</sub>	556				°CW
Junction Temperature	T <sub>J</sub>	150				°C
Storage Temperature at Temp=25°C	T <sub>STG</sub>	-55 to 150				°C
Circuit Figure	-	SINGLE	COMMON ANODE	COMMON CATHODE	SERIES	-





# BAS70W SERIES

## ELECTRICAL CHARACTERISTICS (T<sub>A</sub>=25°C unless otherwise noted)

PARAMETER	SYMBOL	TEST CONDITION	MIN.	TYP.	MAX.	UNITS
Reverse Breakdown Voltage	V <sub>(BR)</sub>	I <sub>R</sub> =10 uA	70	--	--	V
Reverse Current	I <sub>R</sub>	V <sub>R</sub> =70 V V <sub>R</sub> =50 V	--	--	10 0.1	uA
Forward Voltage	V <sub>F</sub>	I <sub>F</sub> =1.0mA I <sub>F</sub> =10mA I <sub>F</sub> =15mA	--	--	0.41 0.75 1.00	V
Junction Capacitance	C <sub>J</sub>	V <sub>R</sub> =0V, f=1.0MHz	--	--	2.0	pF



# BAS70W SERIES

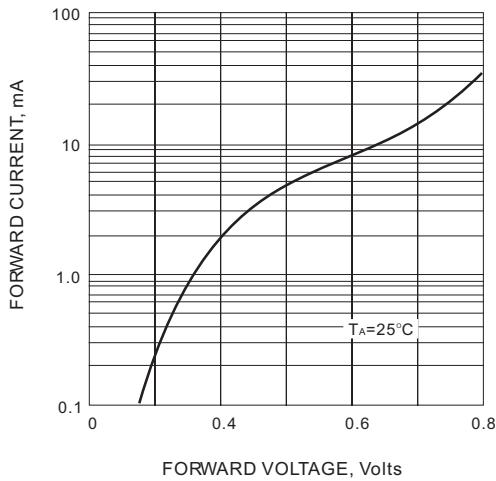


FIG. 1 TYPICAL FORWARD CHARACTERISTIC

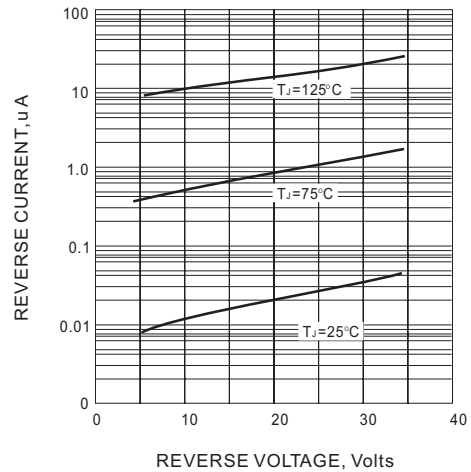


FIG. 2 TYPICAL REVERSE CHARACTERISTICS

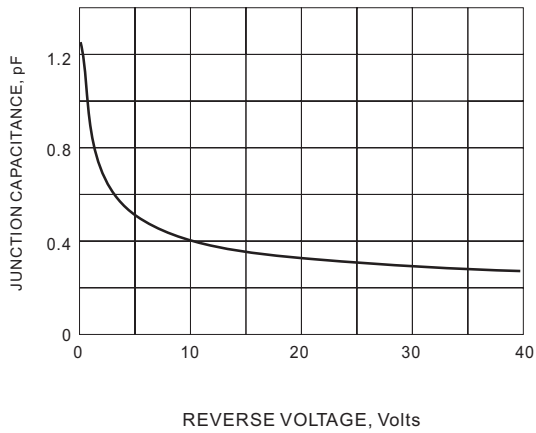


FIG. 3 TYPICAL JUNCTION CAPACITANCE

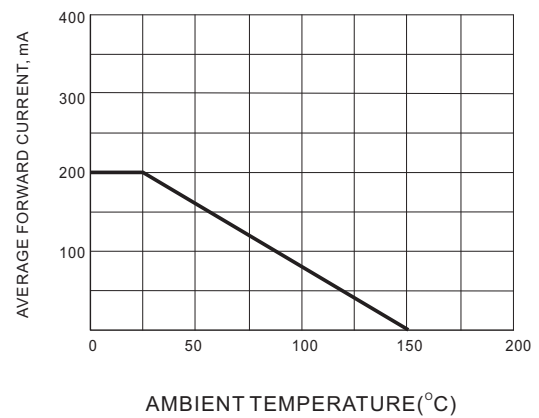


FIG. 4 FORWARD CURRENT DERATING

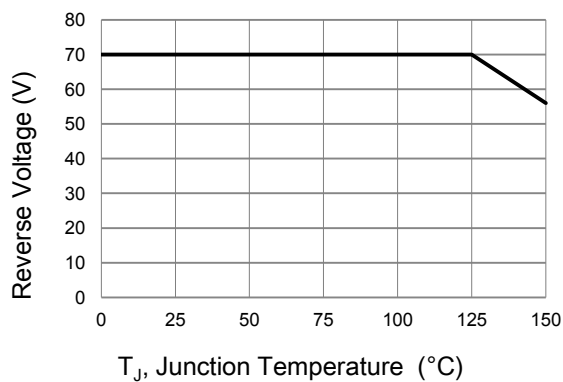


Fig.5 Operating Temperature Derating Curve

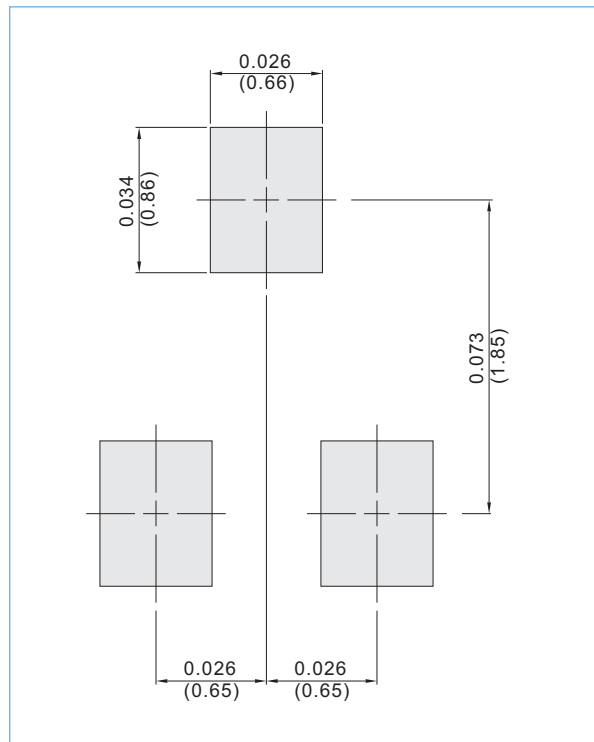


# BAS70W SERIES

## MOUNTING PAD LAYOUT

SOT-323

Unit : inch(mm)



## ORDER INFORMATION

- Packing information  
T/R - 12K per 13" plastic Reel  
T/R - 3K per 7" plastic Reel



# BAS70W SERIES

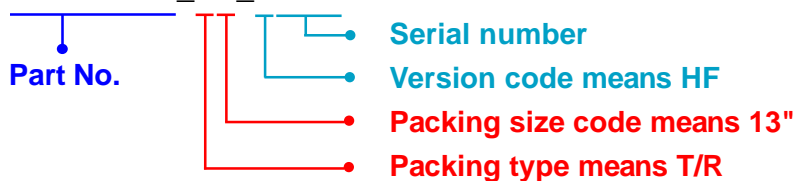
**Part No\_packing code\_Version**

BAS70W\_R1\_00001

BAS70W\_R2\_00001

**For example :**

**RB500V-40\_R2\_00001**



Packing Code <b>XX</b>				Version Code <b>XXXXX</b>		
Packing type	1 <sup>st</sup> Code	Packing size code	2 <sup>nd</sup> Code	HF or RoHS	1 <sup>st</sup> Code	2 <sup>nd</sup> ~5 <sup>th</sup> Code
Tape and Ammunition Box (T/B)	<b>A</b>	N/A	<b>0</b>	<b>HF</b>	<b>0</b>	serial number
Tape and Reel (T/R)	<b>R</b>	7"	<b>1</b>	<b>RoHS</b>	<b>1</b>	serial number
Bulk Packing (B/P)	<b>B</b>	13"	<b>2</b>			
Tube Packing (T/P)	<b>T</b>	26mm	<b>X</b>			
Tape and Reel (Right Oriented) (TRR)	<b>S</b>	52mm	<b>Y</b>			
Tape and Reel (Left Oriented) (TRL)	<b>L</b>	PANASERT T/B CATHODE UP (PBCU)	<b>U</b>			
FORMING	<b>F</b>	PANASERT T/B CATHODE DOWN (PBCD)	<b>D</b>			



## BAS70W SERIES

---

### Disclaimer

- Reproducing and modifying information of the document is prohibited without permission from Panjit International Inc..
- Panjit International Inc. reserves the rights to make changes of the content herein the document anytime without notification. Please refer to our website for the latest document.
- Panjit International Inc. disclaims any and all liability arising out of the application or use of any product including damages incidentally and consequentially occurred.
- Panjit International Inc. does not assume any and all implied warranties, including warranties of fitness for particular purpose, non-infringement and merchantability.
- Applications shown on the herein document are examples of standard use and operation. Customers are responsible in comprehending the suitable use in particular applications. Panjit International Inc. makes no representation or warranty that such applications will be suitable for the specified use without further testing or modification.
- The products shown herein are not designed and authorized for equipments requiring high level of reliability or relating to human life and for any applications concerning life-saving or life-sustaining, such as medical instruments, transportation equipment, aerospace machinery et cetera. Customers using or selling these products for use in such applications do so at their own risk and agree to fully indemnify Panjit International Inc. for any damages resulting from such improper use or sale.
- Since Panjit uses lot number as the tracking base, please provide the lot number for tracking when complaining.