


# Data sheet

## 1473.2 RK 50 Ex BG



Ex feed-through terminal ATEX-certified, Screw connection, Mounting type: Mounting rail TS 35/7.5 and TS 32, Rated cross-section: 50 mm<sup>2</sup>, Width: 20 mm, Colour: Beige

### Business data

Article number	1473.2
Article name	RK 50 Ex BG
GTIN (EAN)	4044211107901
Explosion-proof version (EEx e)	yes
Packaging unit	10
Quantity unit	PC
Weight per piece (not including packaging)	113 g
Weight per piece (including packaging)	123.6 g
Unit of weight	G
Customs number	85369010
Country of origin	DE
Prio-Article	1473.2
Product description	Ex feed-through terminal ATEX-certified

# Data sheet

## 1473.2 RK 50 Ex BG

### Technical data

#### Dimensions

Length	79 mm
Width	20 mm
Height TS 35/7.5	76.5 mm
Height TS 32	82 mm

#### Ratings

Rated voltage	800 V
Rated current	150 A
Rated cross-section	50 mm <sup>2</sup>
Rated impulse voltage	8 kV
Overvoltage category	III
Contamination degree	3
Maximum power dissipation for nominal condition	4.8 W

#### Connection data

Connection principle	Screw connection
Connection position	Lateral
Connections	2
Number of terminals per level	2
Number of levels	1
Wire cross-section single-core (rigid) / stranded, min.	10 mm <sup>2</sup>
Wire cross-section single core (rigid)/stranded, max.	50 mm <sup>2</sup>
Wire cross-section stranded, min.	16 mm <sup>2</sup>
Wire cross-section stranded, max.	50 mm <sup>2</sup>
Wire cross-section stranded with wire-end ferrules, min.	16 mm <sup>2</sup>
Wire cross-section stranded with wire-end ferrules, max.	50 mm <sup>2</sup>
Wire cross-section AWG, min.	6
Wire cross-section AWG, max.	1/0
Stripping length	27 mm
Screw head	Inner hex (Allen)
Screw threading	M 6
Tightening torque, min.	6 Nm
Tightening torque, max.	8 Nm

---

### Technical data

---

#### Materials

Insulation housing	Polyamide 6.6
Flammability class UL 94	V-2
Working temperature, min.	-40 °C
Working temperature, max.	105 °C

#### Further technical data

Mounting type	Mounting rail TS 35/7.5 and TS 32
Gauge plug acc. to EN 60 947-1	B10

#### Environmental Product Compliance

REACH Conform	yes
REACH Reference date	2022-06-10
REACH Candidate Substance Note	No
RoHS Conform	yes

### Approvals

#### Standards and regulations

ATEX certification number	TÜV ATEX 7092 U
EAC approval	TR ZU 004/2011
EAC approval granted	yes

#### CSA approval

CSA approval	C22.2 No 158
CSA approval granted	yes
CSA Usegroup C: rated voltage	600 V
CSA Usegroup C: rated current	150 A
CSA wire cross-section AWG, min.	6
CSA wire cross-section AWG, max.	1/0
CSA stripping length	27 mm
CSA File Number	042110_0_000

#### CSAus approval

CSAus approval	UL 1059
CSAus approval granted	yes
CSAus Usegroup C: rated voltage	600 V
CSAus Usegroup C: rated current	150 A
CSAus wire cross-section AWG, min.	6
CSAus wire cross-section AWG, max.	1/0
CSAus stripping length	27 mm
CSAus File Number	042110_0_000

#### KEMA KEUR approval

KEMA KEUR approval	EN 60947-7-1:2009
KEMA KEUR approval granted	yes
KEMA rated voltage	1000 V
KEMA rated current	150 A
KEMA rated impulse voltage	8 kV
KEMA wire cross-section single core (rigid), min.	16 mm <sup>2</sup>
KEMA wire cross-section single-core (rigid), max.	50 mm <sup>2</sup>
KEMA wire cross-section stranded, min.	25 mm <sup>2</sup>
KEMA wire cross-section stranded, max.	50 mm <sup>2</sup>

### Approvals

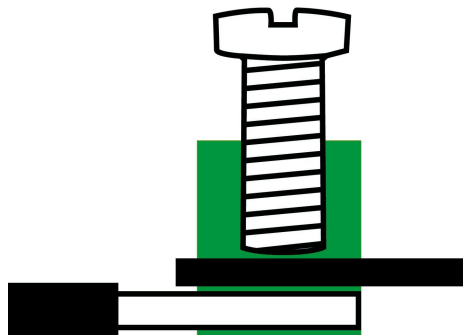
#### UL Recognized

UL approval	UL 1059
UL Usegroup B: rated voltage	600 V
UL Usegroup B: rated current	150 A
UL Usegroup C: rated voltage	600 V
UL Usegroup C: rated current	150 A
UL wire cross-section single-core (rigid) AWG, min.	6
UL wire cross-section single-core (rigid) AWG, max.	1/0
UL wire cross-section stranded AWG, min.	6
UL wire cross-section stranded AWG, max.	1/0
UL torque	35 Lb In
UL wire material	Cu
UL factory wiring	1
UL File Number	E95701
UL Recognized	1

#### German Lloyd approval

DNV GL Certificate number	TAE000014T
DNV GL Location Classes	Temperature: B, Humidity: B, Vibration: A
DNV GL approval granted	1
DNV GL rated cross-section	50 mm <sup>2</sup>
DNV GL rated current	150 A
DNV GL rated voltage	600 V
DNV GL test standard	IEC 60947-7-1:2002

### Media



### Accessories

#### Cover



Cover, Length: 50 mm, Width: 10 mm, Colour: Yellow

Article number	Article name	GTIN (EAN)	Packaging unit
<u>2810.0</u>	AD 1/50/B YE	4044211055387	20 ST


#### Inlay profile



Inlay plate, Colour: natural

Article number	Article name	GTIN (EAN)	Packaging unit
<u>2274.0</u>	EP 50	4044211050818	10 ST

#### End stop



End stop, Mounting type: Mounting rail TS 35/7.5, Width: 9.5 mm, Colour: Beige

Article number	Article name	GTIN (EAN)	Packaging unit
<u>2828.0</u>	ES 35/K/ST BG	4044211055547	50

#### Allen key socket wrench



Inner hex key with bare blade

Article number	Article name	GTIN (EAN)	Packaging unit
<u>2818.0</u>	ISKS 5	4044211055448	1 ST

#### Measurement pick-off terminal



Measurement pick-off terminal, Screw connection, Mounting type: On base, Rated cross-section: 10 mm<sup>2</sup>, Width: 10 mm, Colour: Beige

Article number	Article name	GTIN (EAN)	Packaging unit
<u>1121.2</u>	MAG 50 BG	4044211080914	10 ST

### Insulated cross-connector



External insulated cross-connector, No. of poles: 2, Mounting type: Plug in, Width: 36.44 mm, Rated current: 150 A; Colour: Yellow


Article number	Article name	GTIN (EAN)	Packaging unit
<u>2763.2</u>	AQI 2/50 YE	4044211054939	5



External insulated cross-connector, No. of poles: 3, Mounting type: Plug in, Width: 57.04 mm, Rated current: 150 A; Colour: Yellow

Article number	Article name	GTIN (EAN)	Packaging unit
<u>2764.2</u>	AQI 3/50 YE	4044211054946	5

### Quick marking



Terminal marker / Pocket Maxicard, Length: 5 mm, Width: 6 mm, Colour: White

Article number	Article name	GTIN (EAN)	Packaging unit
<u>4702.7</u>	PMC SB 6/50 WH	4044211089986	500 ST