



**836-881 MHz Saw Duplexer**

**P/N: AM836-881SD340**

Tx → Ant		Specifications		
Parameters Description	Condition [MHz]	Minimum	Typical	Maximum
Insertion Loss	824-849	-	2.0 dB	2.5 dB
Ripple	824-849	-	0.8 dB	1.4 dB
VSWR	824-849	-	1.9 dB	2.4 dB
Absolute Attenuation	869 - 894	40 dB	45 dB	-
	1648 - 1698	10 dB	16 dB	-
	2472 - 2547	2 dB	5 dB	-
Ant → Rx		Specifications		
Parameters Description	Condition [MHz]	Minimum	Typical	Maximum
Insertion Loss	869 - 894	-	2.6 dB	3.5 dB
Ripple	869 - 894	-	1.0 dB	2.0 dB
VSWR	869 - 894	-	1.6 dB	2.2 dB
Absolute Attenuation	824 - 849	50 dB	57 dB	-
	930 - 1200	30 dB	38 dB	-
	1200 - 1500	30 dB	45 dB	-
Tx → Rx		Specifications		
Parameters Description	Condition [MHz]	Minimum	Typical	Maximum
Isolation	824 - 849	54 dB	62 dB	-
	869 - 894	43 dB	52 dB	-

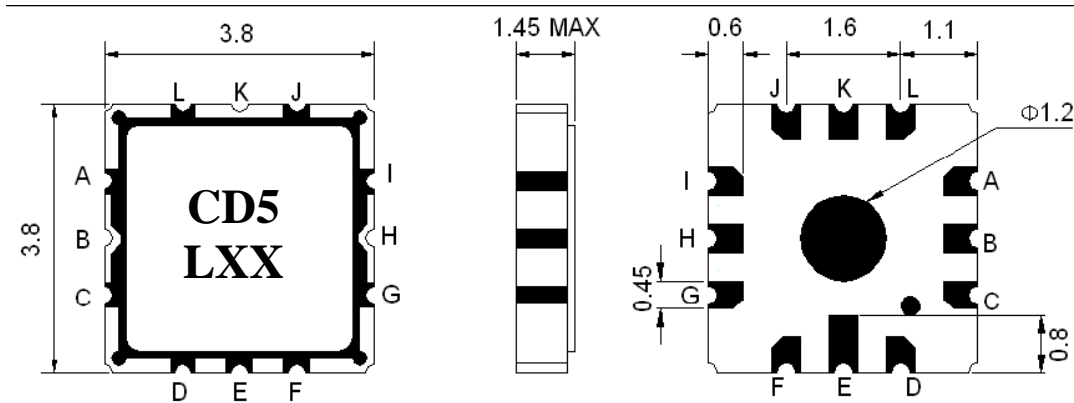
Parameters Description	Minimum	Typical	Maximum
Operation Temperature Range	-30°C	-	+85°C
Storage Temperature Range	-40°C	-	+85°C
Maximum DC Voltage	10 V		
Input Power	1.2 W > 50000 Hours, CW tone(Ta= +50°C)		
Input / Output Impedance	50Ω		
Size (L x W x H)	3.8 x 3.8 x 1.45		



**836-881 MHz Saw Duplexer**

**P/N: AM836-881SD340**

**Package Dimensions**



**Marking Descriptions**

C	CDMA800 Application
D	SAW Duplexer
5	Version
L	Package Type(LTCC)
X	Date Code(Year+Month)
X	Date Code(Day)

**Pin Description**

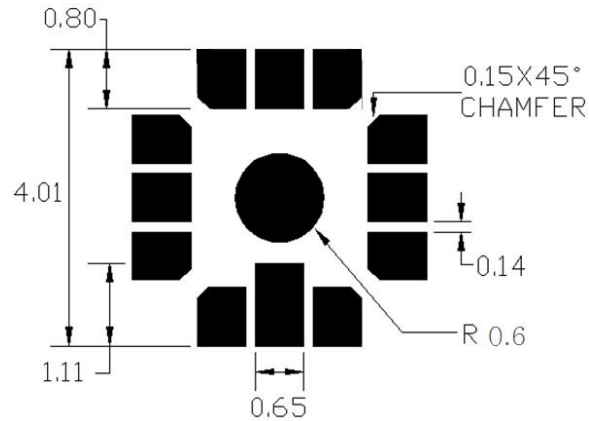
A, C, D, E, F, G, I, J, L	Ground
B	Receiver
K	Antenna
H	Transmitter



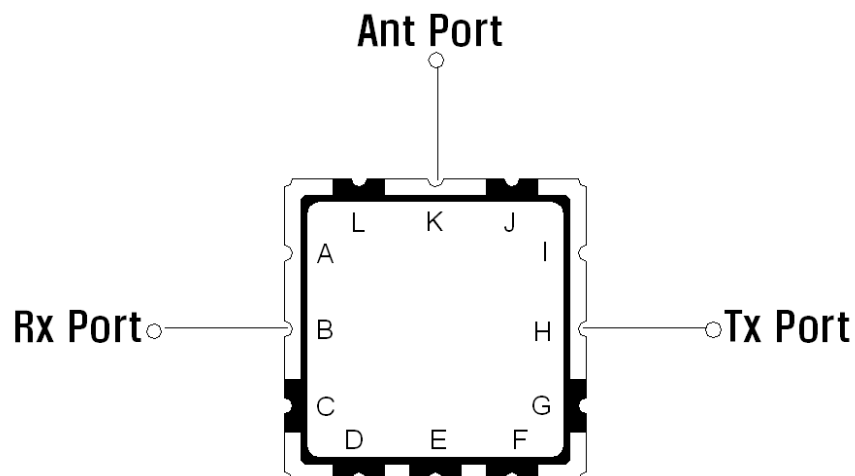
**836-881 MHz Saw Duplexer**

**P/N: AM836-881SD340**

**Footprint:**



**Testing Environment**



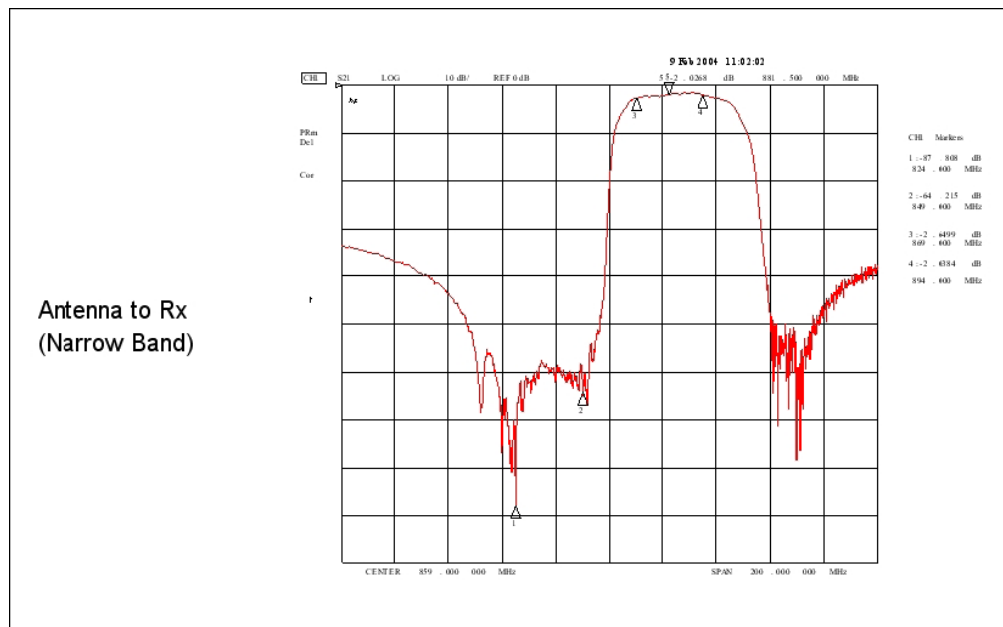
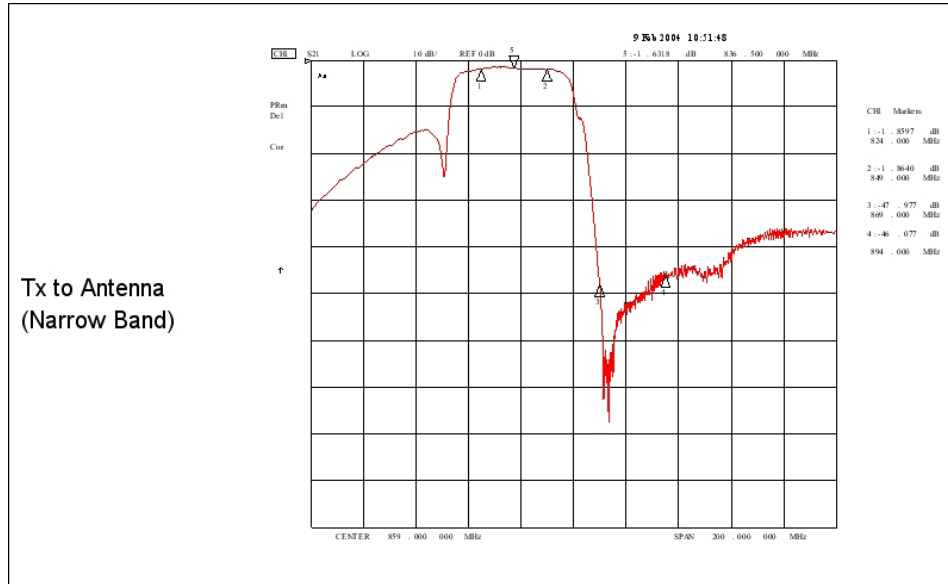


**836-881 MHz Saw Duplexer**

**P/N: AM836-881SD340**

**Frequency Characteristics:**

Tx to Ant, Ant to Rx

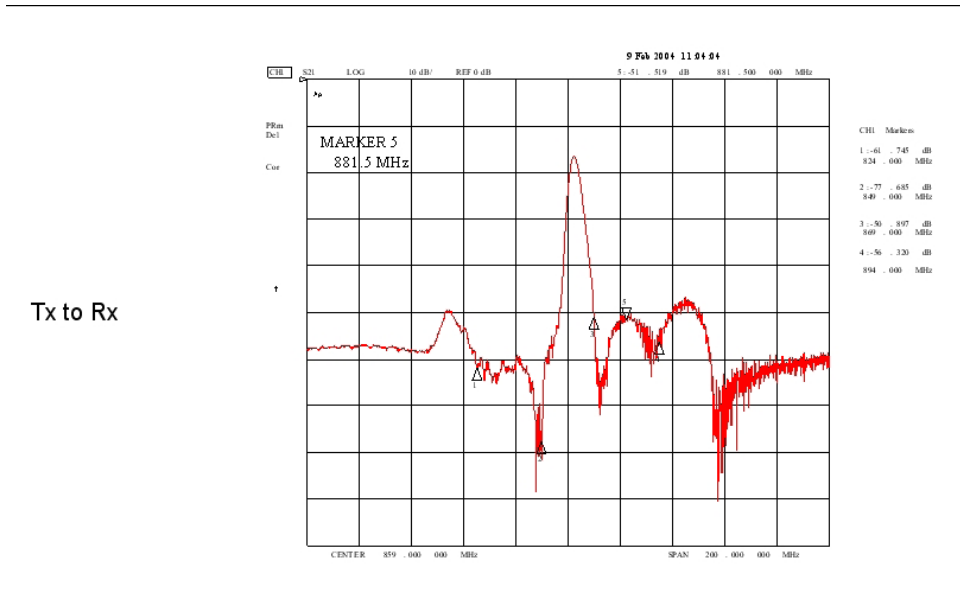




**836-881 MHz Saw Duplexer**

**P/N: AM836-881SD340**

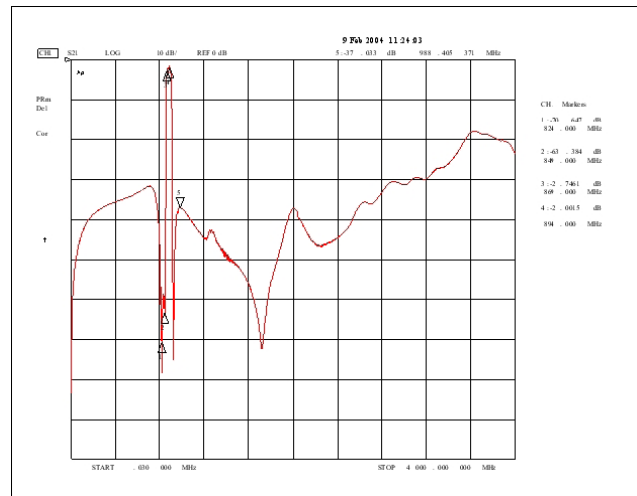
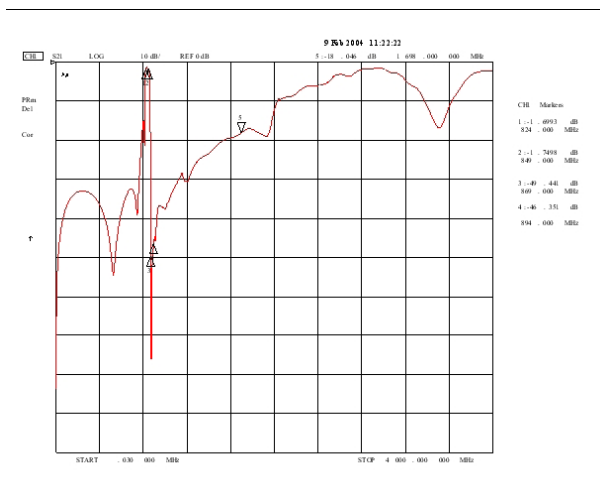
**Isolation**



**Wide Band**

**Tx to Ant:**

**Ant to Rx:**



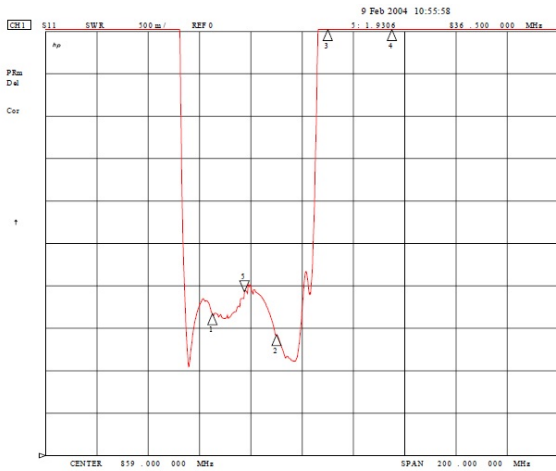


**836-881 MHz Saw Duplexer**

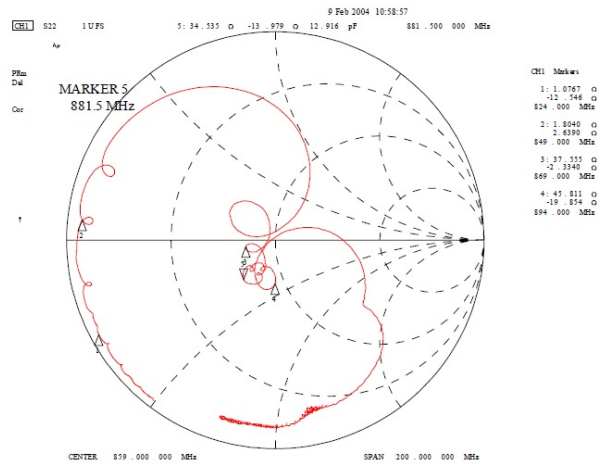
**P/N: AM836-881SD340**

**Tx Port**

**VSWR**

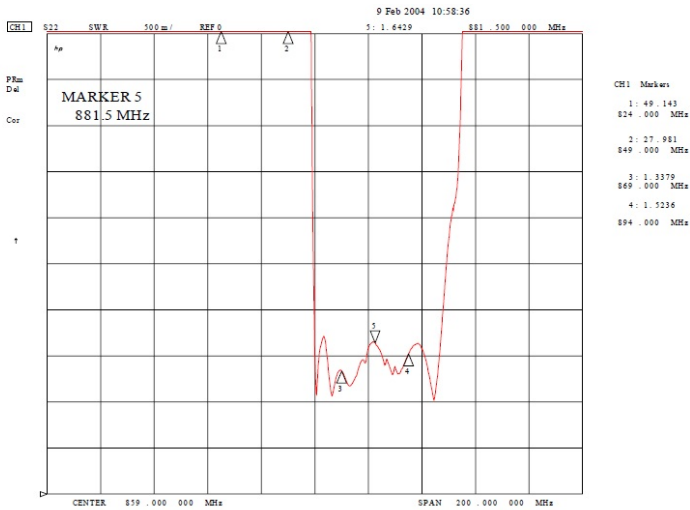


**Smith Chart**

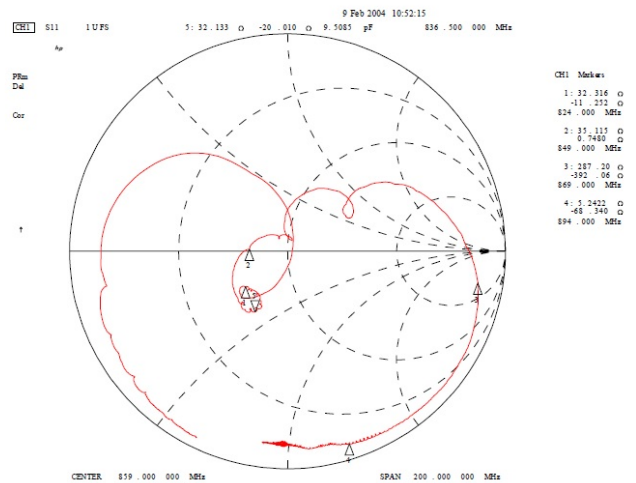


**Rx Port**

**VSWR**



**Smith Chart**





**836-881 MHz Saw Duplexer**

**P/N: AM836-881SD340**

Ant Port

VSWR

Smith Chart

