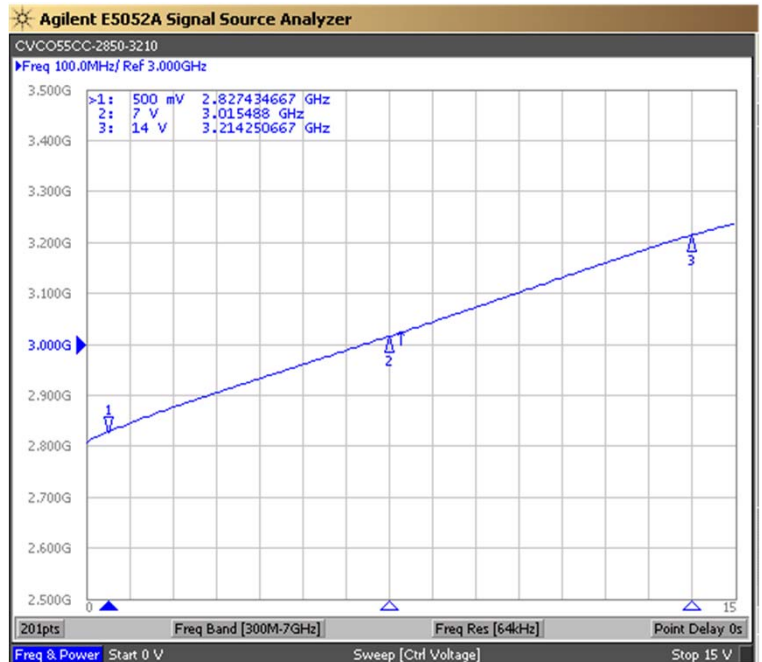
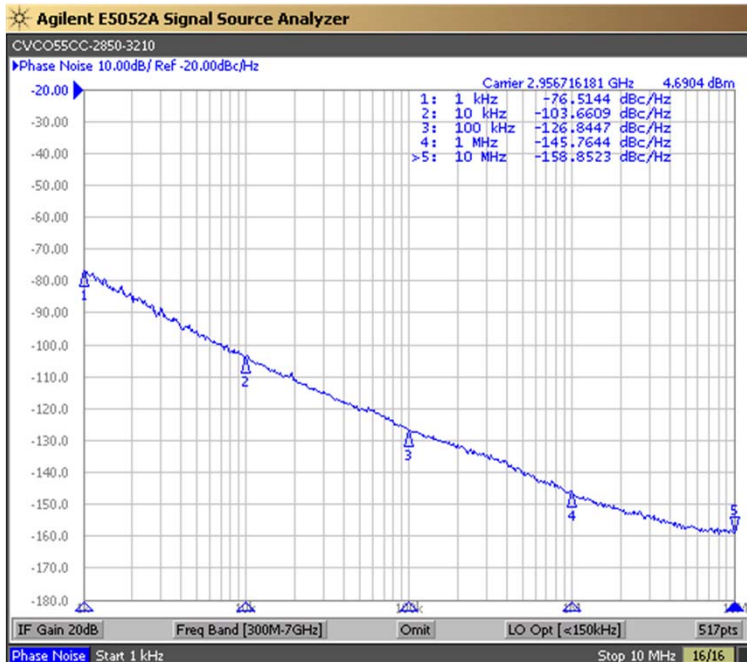




PERFORMANCE SPECIFICATION	MIN	TYP	MAX	UNITS
Lower Frequency:			2850	MHz
Upper Frequency:	3210			MHz
Tuning Voltage:	0.5		14.0	VDC
Supply Voltage:	7.6	8.0	8.4	VDC
Output Power:	+2.0	+5.0	+8.0	dBm
Supply Current:		25	35	mA
Harmonic Suppression (2 <sup>nd</sup> Harmonic):		-15	-10	dBc
Pushing:		0.3	0.6	MHz/V
Pulling, all Phases:		1.0	2.0	MHz pk-pk
Tuning Sensitivity:		35		MHz/V
Phase Noise @ 10kHz offset:		-95		dBc/Hz
Phase Noise @ 100kHz offset:		-120		dBc/Hz
Load Impedance:		50		$\Omega$
Input Capacitance:			8	pF
Operating Temperature Range:	-40		+85	$^{\circ}$ C
Storage Temperature Range:	-45		+90	$^{\circ}$ C

Phase Noise (1 Hz BW, Typical)

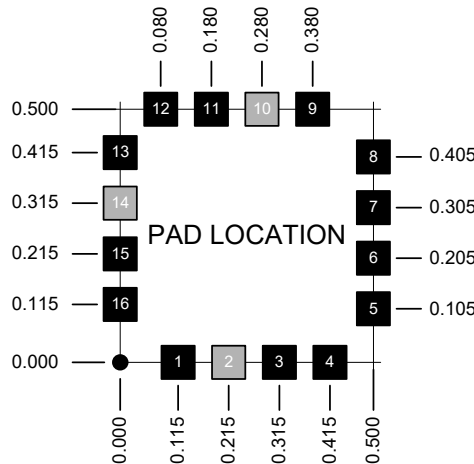
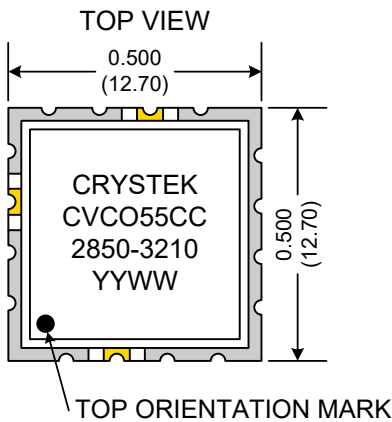
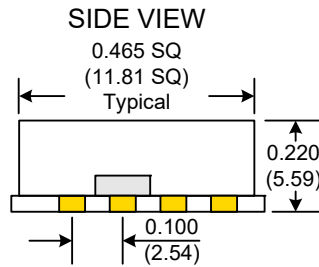
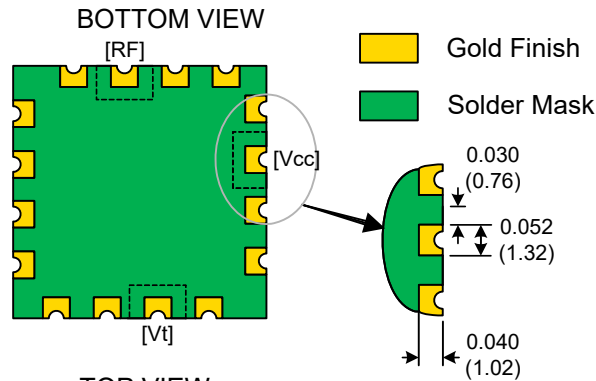
Tuning Curve (Typical)



**Product Control:**

Crystek Part Number:	CVCO55CC-2850-3210	Release Date:	07-Jan-2019
Revision Level:	C	Responsible:	C. Vales

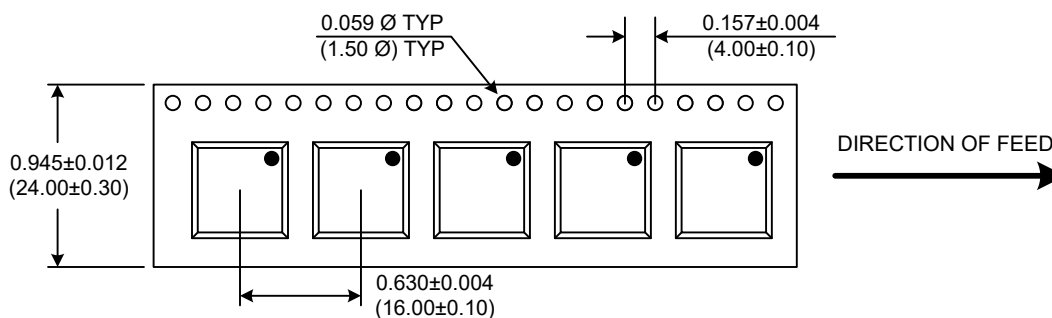




Pad	Connection
2	Vt
10	RF-OUTPUT
14	Vcc
Others	GROUND

- Unless otherwise specified, Dimensions are in:  $\frac{IN}{(mm)}$
- Pad Location Dimensions are in: Inches

**TAPE AND REEL**



Drawing not to scale

**Product Control:**

Crystek Part Number:	CVCO55CC-2850-3210	Release Date:	07-Jan-2019
Revision Level:	C	Responsible:	C. Vales