


DeviceNet Wireless Units

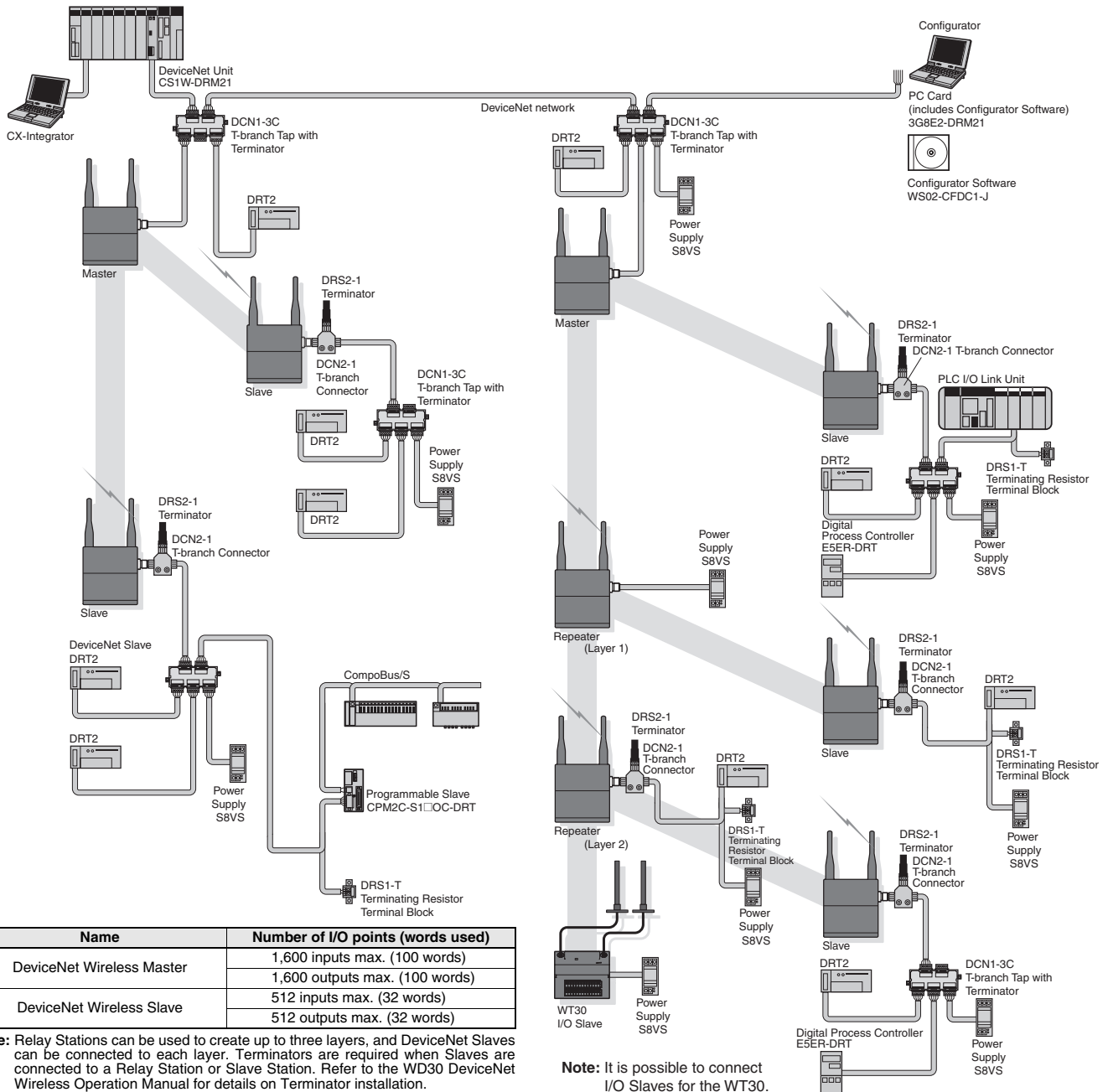
WD30

Wireless DeviceNet Units Connects Slaves without Wires

- Up to 3,200 I/O points can be communicated through a Master Unit.
- Uses spread spectrum technology for superior noise resistance in manufacturing environments.
- Long-range communications have been achieved with a relay function (3 repeaters max.).
- Message communications are supported.
- Approval for compliance with China, U.S., and European radio wave standards.
- RoHS Compliant



System Configuration



Name	Number of I/O points (words used)
DeviceNet Wireless Master	1,600 inputs max. (100 words)
	1,600 outputs max. (100 words)
DeviceNet Wireless Slave	512 inputs max. (32 words)
	512 outputs max. (32 words)

Note: Relay Stations can be used to create up to three layers, and DeviceNet Slaves can be connected to each layer. Terminators are required when Slaves are connected to a Relay Station or Slave Station. Refer to the WD30 DeviceNet Wireless Operation Manual for details on Terminator installation.

Note: It is possible to connect I/O Slaves for the WT30.

Ordering Information

● WD30 DeviceNet Wireless Unit

Type	Number of I/O (number of allocated words)	Antenna type	Model
DeviceNet Wireless Master	1,600 inputs max. (100 words) 1,600 outputs max. (100 words)	Pencil-type antenna	WD30-ME
		Magnetic base antenna	WD30-ME01
DeviceNet Wireless Slave	512 inputs max. (32 words) 512 outputs max. (32 words)	Pencil-type antenna	WD30-SE
		Magnetic base antenna	WD30-SE01
Magnetic base antenna (one)	--	--	WD30-AT001 *

* With the WD30-AT001, only the WD-ME/SE or WD30-ME01/SE01 can be used.

● Peripheral Devices (Micro Connectors)

Name	Specifications	Model
Shielded T-branch Connector	Connector with one branch	Screws DCN2-1
		Smart Click DCN2-1S
Cable with Shielded Connectors	Cables with connectors on both ends	Screws DCA1-5CN□□W1
		Smart Click DCA1-5CS□□W1
	Cables with connector socket on one end	Screws DCA1-5CN□□F1
		Smart Click DCA1-5CS□□F1
Shielded Terminator	Plug Connector	Screws DRS2-1
		Smart Click DRS2-1S

Specifications

● General Specifications

Item	Specifications
DeviceNet communications power supply voltage	11 to 25 VDC (supplied from the communications connector)
Current consumption *	4 W (350 mA max. (startup), average: 120 mA)
Ambient operating temperature	-10°C to 50°C
Ambient operating humidity	25% to 85% (with no condensation)
Ambient storage temperature	-20°C to 65°C
Vibration resistance	10 to 55 Hz, 0.35-mm amplitude at 50 m/s ² acceleration with 10 sweeps in X, Y and Z directions for 8 minutes each
Shock resistance	150m/s, 6 directions, 3 times each
Weight	Approx. 200 g

* Select a power supply with excess capacity. (We recommend a minimum of 25 W.)

● Wireless Interface Specifications

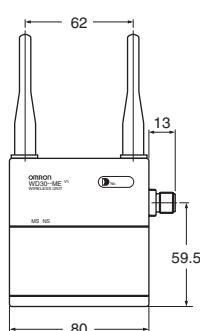
Item	Specifications
Wave type	Spread Spectrum (direct sequence; DS-SS)
Communications method	Simplex (half duplex)
Frequency band	2.4 GHz (2401 MHz to 2480.2 MHz)
Number of channels	66 channels
Antenna power	10 mW
Data transfer speed between wireless units	100 kbps
Transmission distance *	Indoors: 60 m (approx. 50 m with magnetic base antennas) Outdoors: 300 m (unobstructed)
Relay stations	3 repeaters max.
Max. number of sets in the same area *	10 sets max.
Max. number of wireless Slaves	64 max.

* Depends on many factors in the installation environment.

Dimensions

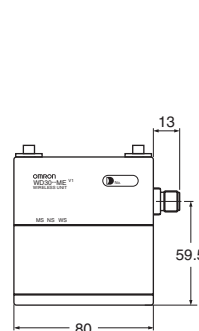
● DeviceNet Wireless Units

WD30-ME
WD30-SE



● DeviceNet Wireless Units

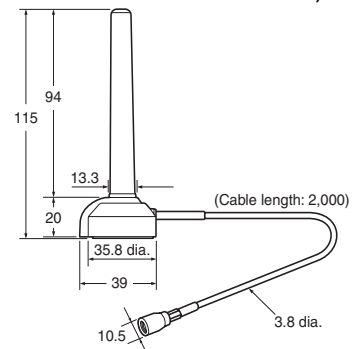
WD30-ME01
WD30-SE01



● Magnetic Base Antenna (1 Antenna)

WD30-AT001

(Included with the WD30-ME01 and WD30-SE01.)



● Enclosed Accessories

The following accessories are included with a Wireless Master or Wireless Slave.

- Two Antennas
- Instruction Sheet
- Declaration of CE marking certification
- Two M4 screws (with nuts, flat washers, and spring washers)

● Peripheral Devices

Name	Model
Configurator (PC Card)	3G8E2-DRM21-V1
Configurator Software	WS02-CFDC1-E
FA Integrated Tool Package	CXONE-AL□□C-E

Note: For details on peripheral devices, refer to this catalog.

* The price depends on the license.

● DeviceNet Interface Specifications (Summary)

Item	Specifications	
Communications functions *	Master/Slave connections	Remote I/O functions, Explicit message communications
Self-diagnostic functions	Unit	WDT error, hardware errors (such as memory and CAN errors), and setting errors
	DeviceNet communications	Duplicate node address errors, Bus OFF detection, and connection timeout
Device profiles	Communication control unit	Refer to Appendix A of the <i>WD30 DeviceNet Wireless Units Operation Manual</i> for various DeviceNet IDs (vendor, device type = communication adapter, product code, product revision, product name, serial number, status, and I/O unit IDs.)

* FINS message communications are not supported. Explicit messages must be handled in the ladder program. Refer to the *WD30 DeviceNet Wireless Units Operation Manual* for details.

● Compliance with China Radio Standards

In China, radio frequency channel 51 cannot be used. Use channels 2 to 34 or channels 52 to 83. Also, use is prohibited on or near aircraft.

● Certified Standards

Approved radio standards	Japanese radio standards	ARIB STD-T66
	U.S. radio standards	FCC part15.247
	Canadian radio standards	IC RSS 210
	Chinese radio standards	信部無[2002]353号
Compliant radio standards	EU radio standards	EN 300 440-2
Approved standards	Safety standards	cULus Listing: UL508/GSA C22.2 No.142
Compliant standards	Safety standards	EN 60950-1
	EMC standards	EN 301 489-17

● Compliance with UL Standards

Use a class 2 power supply for compliance with UL standards.

Main class 2 power supply: OMRON S8VS (30 W or 60 W) Switching Power Supply

(Unit: mm)

Refer to the *WD30 DeviceNet Wireless Units Datasheet* (Cat. No. M502, M503) or *WD30 DeviceNet Wireless Units Operation Manual* (Cat. No. M071) for more detailed specifications.

Read and Understand This Catalog

Please read and understand this catalog before purchasing the products. Please consult your OMRON representative if you have any questions or comments.

Warranty and Limitations of Liability

WARRANTY

OMRON's exclusive warranty is that the products are free from defects in materials and workmanship for a period of one year (or other period if specified) from date of sale by OMRON.

OMRON MAKES NO WARRANTY OR REPRESENTATION, EXPRESS OR IMPLIED, REGARDING NON-INFRINGEMENT, MERCHANTABILITY, OR FITNESS FOR PARTICULAR PURPOSE OF THE PRODUCTS. ANY BUYER OR USER ACKNOWLEDGES THAT THE BUYER OR USER ALONE HAS DETERMINED THAT THE PRODUCTS WILL SUITABLY MEET THE REQUIREMENTS OF THEIR INTENDED USE. OMRON DISCLAIMS ALL OTHER WARRANTIES, EXPRESS OR IMPLIED.

LIMITATIONS OF LIABILITY

OMRON SHALL NOT BE RESPONSIBLE FOR SPECIAL, INDIRECT, OR CONSEQUENTIAL DAMAGES, LOSS OF PROFITS OR COMMERCIAL LOSS IN ANY WAY CONNECTED WITH THE PRODUCTS, WHETHER SUCH CLAIM IS BASED ON CONTRACT, WARRANTY, NEGLIGENCE, OR STRICT LIABILITY.

In no event shall the responsibility of OMRON for any act exceed the individual price of the product on which liability is asserted.

IN NO EVENT SHALL OMRON BE RESPONSIBLE FOR WARRANTY, REPAIR, OR OTHER CLAIMS REGARDING THE PRODUCTS UNLESS OMRON'S ANALYSIS CONFIRMS THAT THE PRODUCTS WERE PROPERLY HANDLED, STORED, INSTALLED, AND MAINTAINED AND NOT SUBJECT TO CONTAMINATION, ABUSE, MISUSE, OR INAPPROPRIATE MODIFICATION OR REPAIR.

Application Considerations

SUITABILITY FOR USE

OMRON shall not be responsible for conformity with any standards, codes, or regulations that apply to the combination of products in the customer's application or use of the products.

At the customer's request, OMRON will provide applicable third party certification documents identifying ratings and limitations of use that apply to the products. This information by itself is not sufficient for a complete determination of the suitability of the products in combination with the end product, machine, system, or other application or use.

The following are some examples of applications for which particular attention must be given. This is not intended to be an exhaustive list of all possible uses of the products, nor is it intended to imply that the uses listed may be suitable for the products:

- Outdoor use, uses involving potential chemical contamination or electrical interference, or conditions or uses not described in this catalog.
- Nuclear energy control systems, combustion systems, railroad systems, aviation systems, medical equipment, amusement machines, vehicles, safety equipment, and installations subject to separate industry or government regulations.
- Systems, machines, and equipment that could present a risk to life or property.

Please know and observe all prohibitions of use applicable to the products.

NEVER USE THE PRODUCTS FOR AN APPLICATION INVOLVING SERIOUS RISK TO LIFE OR PROPERTY WITHOUT ENSURING THAT THE SYSTEM AS A WHOLE HAS BEEN DESIGNED TO ADDRESS THE RISKS, AND THAT THE OMRON PRODUCTS ARE PROPERLY RATED AND INSTALLED FOR THE INTENDED USE WITHIN THE OVERALL EQUIPMENT OR SYSTEM.

PROGRAMMABLE PRODUCTS

OMRON shall not be responsible for the user's programming of a programmable product, or any consequence thereof.

Disclaimers

CHANGE IN SPECIFICATIONS

Product specifications and accessories may be changed at any time based on improvements and other reasons.

It is our practice to change model numbers when published ratings or features are changed, or when significant construction changes are made. However, some specifications of the products may be changed without any notice. When in doubt, special model numbers may be assigned to fix or establish key specifications for your application on your request. Please consult with your OMRON representative at any time to confirm actual specifications of purchased products.

DIMENSIONS AND WEIGHTS

Dimensions and weights are nominal and are not to be used for manufacturing purposes, even when tolerances are shown.

PERFORMANCE DATA

Performance data given in this catalog is provided as a guide for the user in determining suitability and does not constitute a warranty. It may represent the result of OMRON's test conditions, and the users must correlate it to actual application requirements. Actual performance is subject to the OMRON Warranty and Limitations of Liability.

ERRORS AND OMISSIONS

The information in this document has been carefully checked and is believed to be accurate; however, no responsibility is assumed for clerical, typographical, or proofreading errors, or omissions.

2011.8

In the interest of product improvement, specifications are subject to change without notice.

OMRON Corporation
Industrial Automation Company

<http://www.ia.omron.com/>

(c)Copyright OMRON Corporation 2011 All Right Reserved.