



Mag Layers USA, INC

Specification Sheet

P/N : **MMD-10DZ-SERIES-X1-RU-RU**

Products:

[Molded Power Chokes](#)

[Multilayer Chip Inductors](#)

[Lan Transformer](#)

[RF Passive / Antennas](#)

[Automotive](#)

Certifications:

[ISO9001](#)

[IATF16949](#)

[ISO14001](#)

[QC080000](#)

US Office

5406 Bolsa Ave.,
Huntington Beach, CA 92649
(714) 898-8377

Contact Us

www.maglayersusa.com
info@maglayersusa.com

APPLICATION

PDA, notebook, desktop, and server applications
Low profile, high current power supplies
Battery powered devices
DC/DC converters in distributed power systems
DC/DC converters for field programmable gate array

FEATURES

RoHS Compliant & Halogen Free
Super low resistance, ultra high current rating
High performance (I sat) realized by magnetic metal powder core

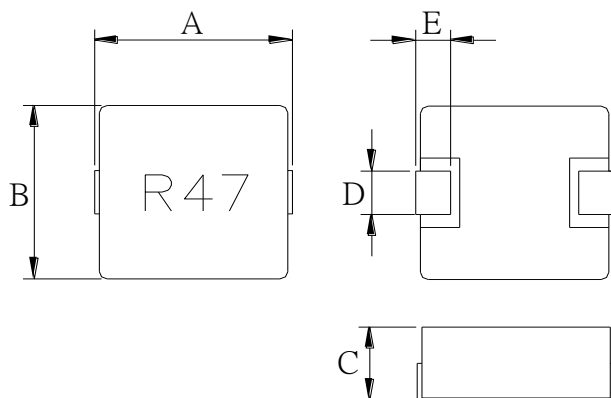
PRODUCT IDENTIFICATION

① ② ③ ④ ⑤
MMD - 10DZ - R47 M - X1-RU

- ① Product Code
- ② Dimensions: 11.5 X 10.3 X 4.0 mm
- ③ Inductance: R47 = 0.47μ H
- ④ Tolerance: M = $\pm 20\%$
- ⑤ Series Type: X1 Type

NOTE: Please refer to the “Product Dimension” for detail dimensions.

PRODUCT DIMENSION



NOTE: Dimensions in mm

PRODUCT NO.	A	B	C	D	E
MMD-10DZ-SERIES-X1-RU	11.5 Max	10 ± 0.3	4.0 Max	3.0 ± 0.5	2.0 ± 0.5

ELECTRICAL REQUIREMENTS

PART NUMBER	INDUCTANCE Lo(μH) ±20% @0A	R _{dc} (mΩ)		HEAT RATING CURRENT(I _{dc}) DC AMPS ¹	SATURATION CURRENT(I _{sat}) DC AMPS ²
		Typ.	Max		
MMD-10DZ-R36M-X1-RU	0.36	1.05	1.2	30	60
MMD-10DZ-R41M-X1-RU	0.41	1.1	1.3	30	60
MMD-10DZ-R45M-X1-RU	0.45	1.1	1.3	25	27
MMD-10DZ-R47M-X1-RU	0.47	1.6	1.8	26	40
MMD-10DZ-R56M-X1-RU	0.56	1.6	1.8	25	40
MMD-10DZ-R68M-X1-RU	0.68	2.4	2.7	22	39
MMD-10DZ-R88M-X1-RU	0.88	2.7	3.0	20	38
MMD-10DZ-1R0M-X1-RU	1.0	2.9	3.3	18	36
MMD-10DZ-1R5M-X1-RU	1.5	3.8	4.2	16	33
MMD-10DZ-2R2M-X1-RU	2.2	6.6	7.0	12	27
MMD-10DZ-4R7M-X1-RU	4.7	15	16.5	9.5	17
MMD-10DZ-100M-X1-RU	10	27.5	30	6	6

Test frequency: 100 KHz, 0.25V

Testing instrument L: Agilent4284A, WK4235, CH3302/G LCR METER

CH1320, CH1320S BIAS CURRENT SOURCE

R_{dc}: CH11025, GOM802 MICRO OHMMETER

NOTES:

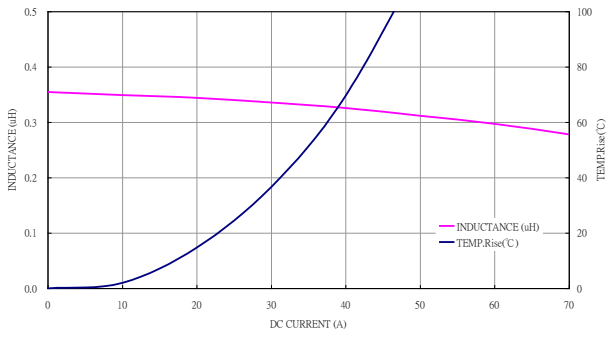
1. DC current (I_{dc}) that will cause an approximate Δ T of 40°C
2. DC current (I_{sat}) that will cause Lo to drop approximately 20%
3. All test data is referenced to 25°C ambient
4. Operating temperature range -40°C to +125°C
5. The part temperature (ambient + temp rise) should not exceed 125°C under worst case operating conditions. Circuit design, component placement, PWB trace size and thickness, airflow and other cooling provisions all affect the part temperature. Part temperature should be verified in the end application.



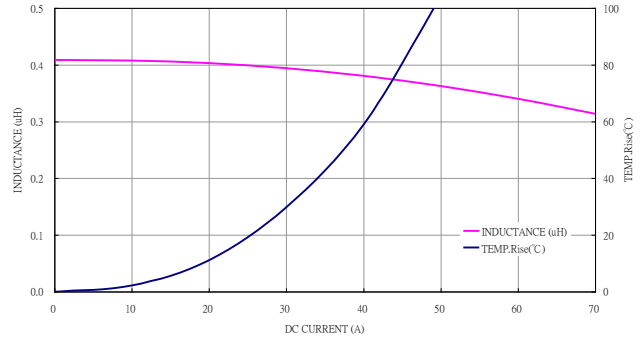
ELECTRICAL CHARACTERISTICS

Reference data

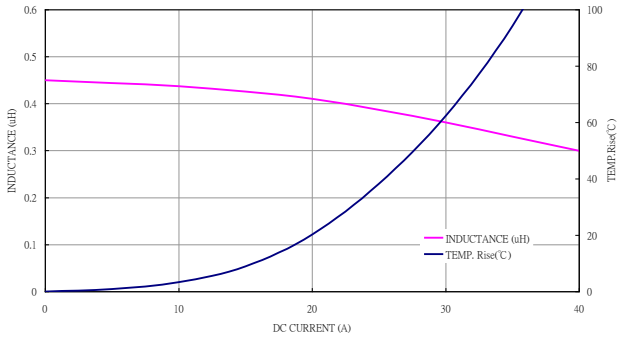
MMD-10DZ-R36M-X1-RU



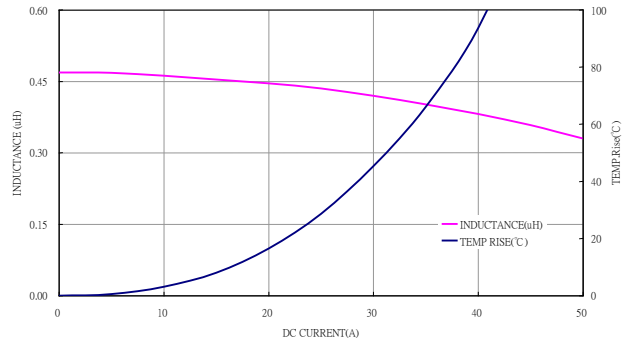
MMD-10DZ-R41M-X1-RU



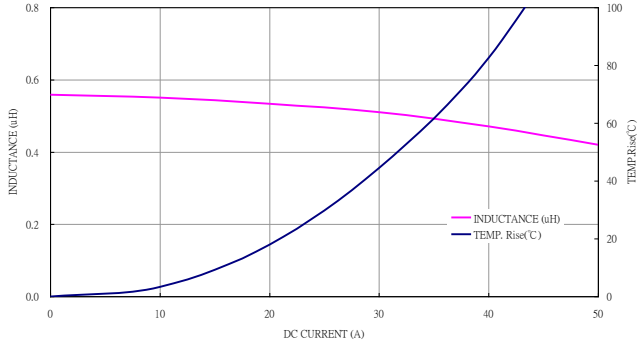
MMD-10DZ-R45M-X1-RU



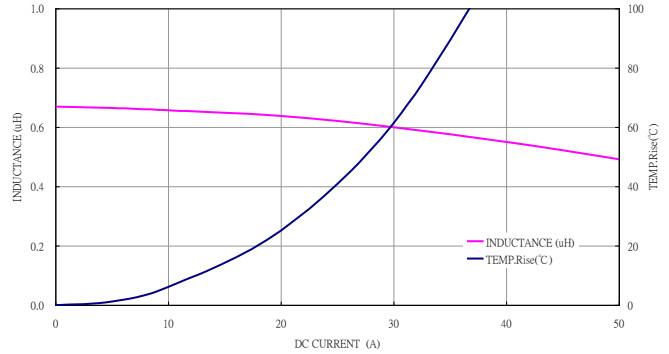
MMD-10DZ-R47M-X1-RU



MMD-10DZ-R56M-X1-RU



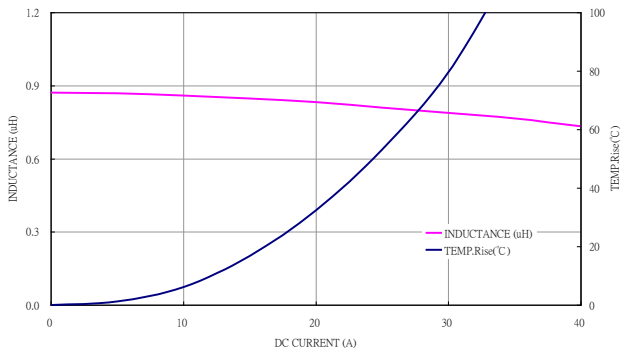
MMD-10DZ-R68M-X1-RU



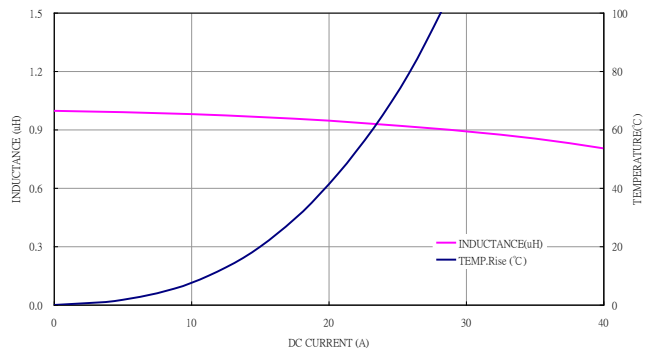
MAG.LAYERS

MMD-10DZ-SERIES-X1-RU

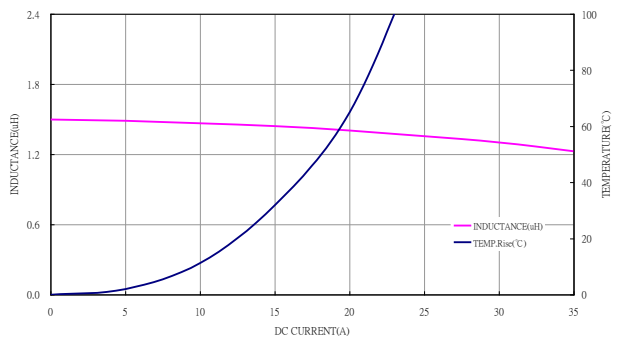
MMD-10DZ-R88M-X1-RU



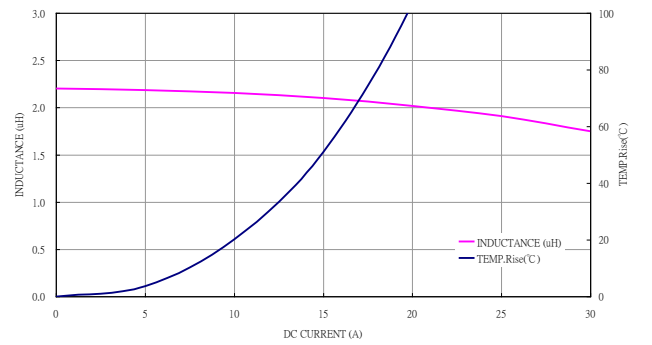
MMD-10DZ-1R0M-X1-RU



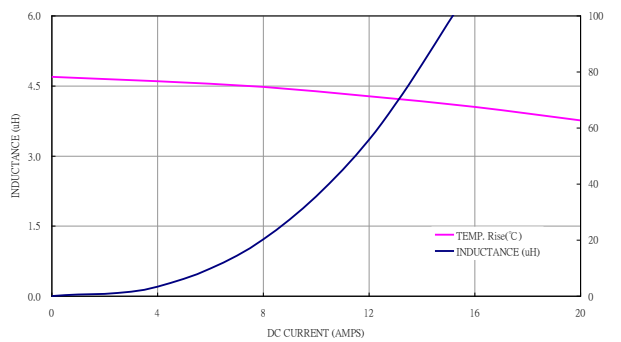
MMD-10DZ-1R5M-X1-RU



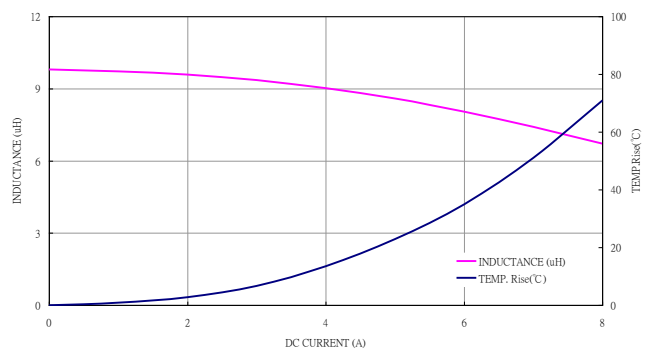
MMD-10DZ-2R2M-X1-RU



MMD-10DZ-4R7M-X1-RU

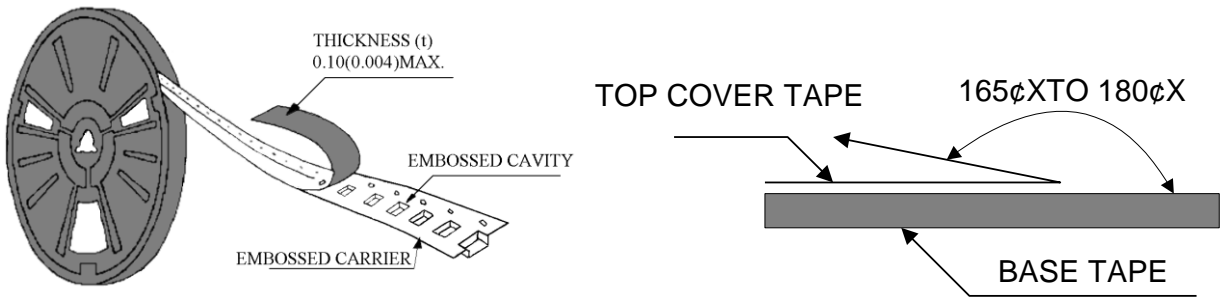


MMD-10DZ-100M-X1-RU



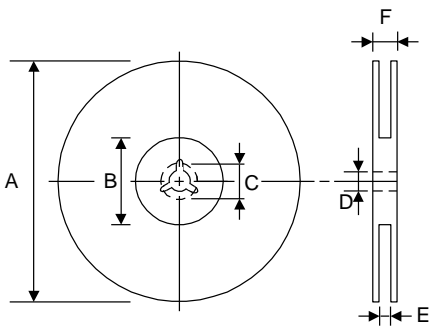
PACKAGING

● Peel-off Force

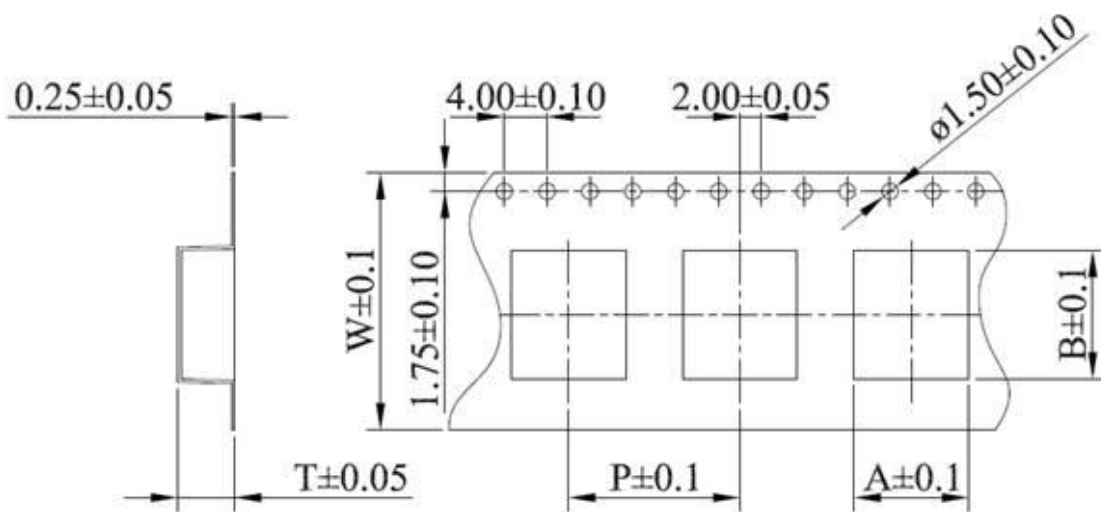


The force for peeling off cover tape is 10 to 70 grams in the arrow direction.

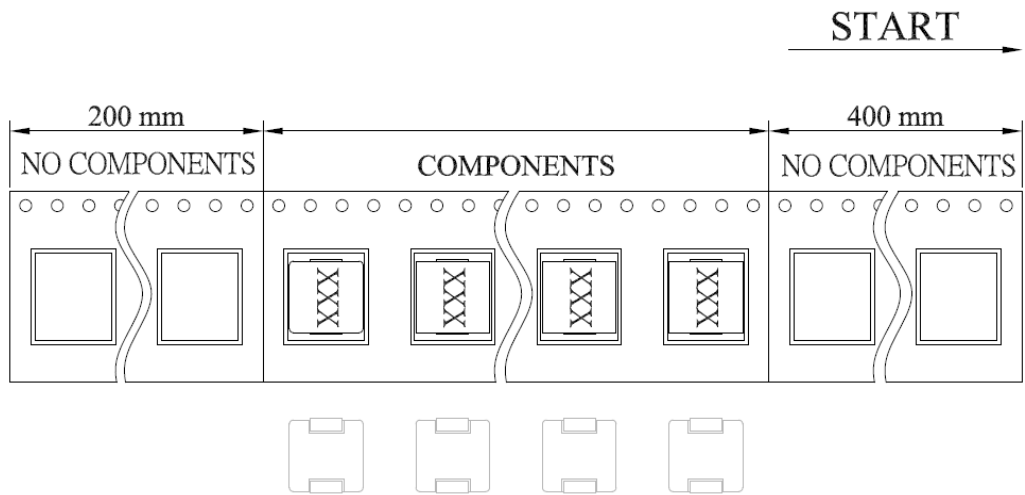
● Dimension (Unit: mm)



TYPE	A	B	C	D	E	F
330 mm	330±2	100±1	20±0.5	13±1	24.5±1	30±2



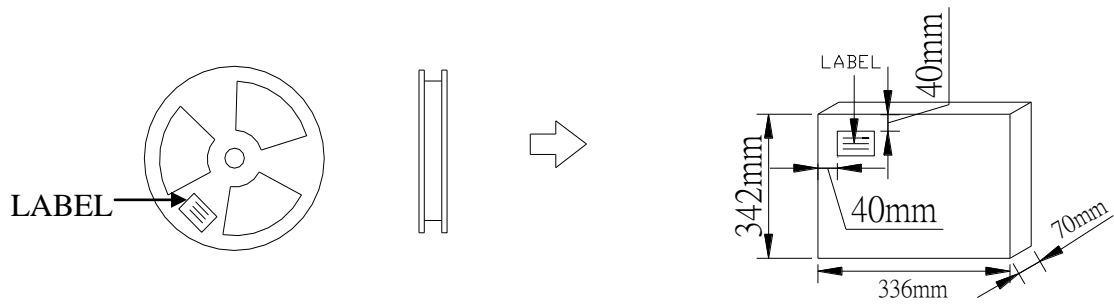
TYPE	SIZE	A	B	W	P	T
MMD	10DZ	10.4	11.5	24	16	4.5



● Taping Quantity

SERIES	10DZ
PCS/Reel	500

Middle packaging: 2 reels/box



External packaging: 5 boxes/carton

