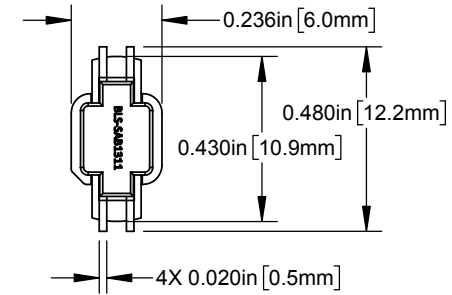
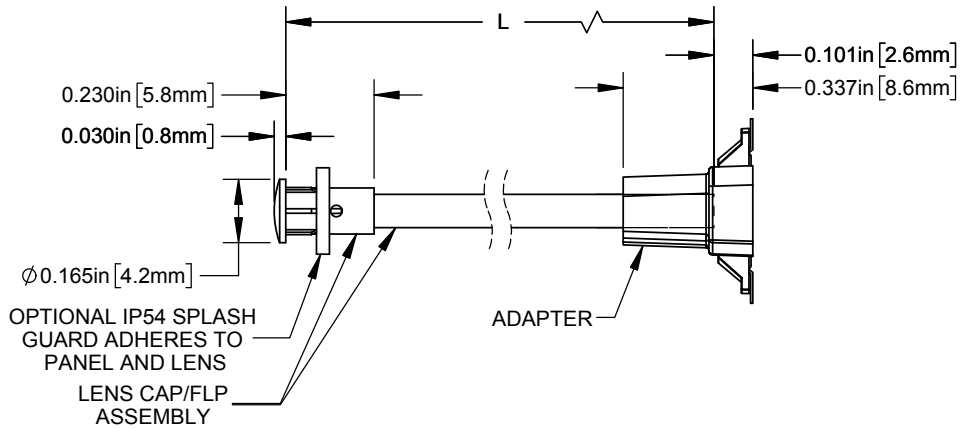


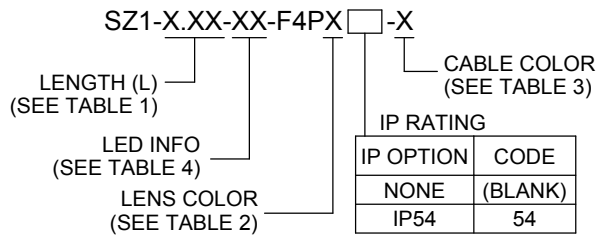
**NOTES:**

1. ALLOWABLE FLEXIBLE LIGHT PIPE CUT LENGTH AVAILABLE IN INCREMENTS OF 0.05".
2. MINIMUM BEND RADIUS OF FLEXIBLE LIGHT PIPE: 0.87" [22mm].
3. COMPONENTS SHIPPED NON-ASSEMBLED.
4. SEE SHEET 2 FOR DETAILED ASSEMBLY INSTRUCTIONS TO ACHIEVE OPTIMUM FUNCTION OF SPLASH GUARD.

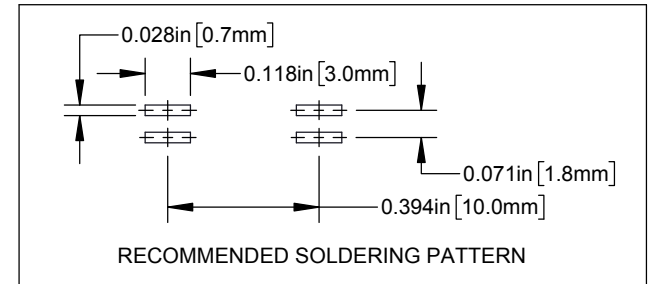
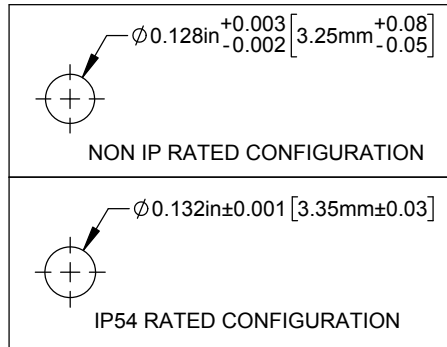
REVISIONS			
REV.	DESCRIPTION	DATE	APPROVED
A	Engineering Release	08/21/2019	A.V.



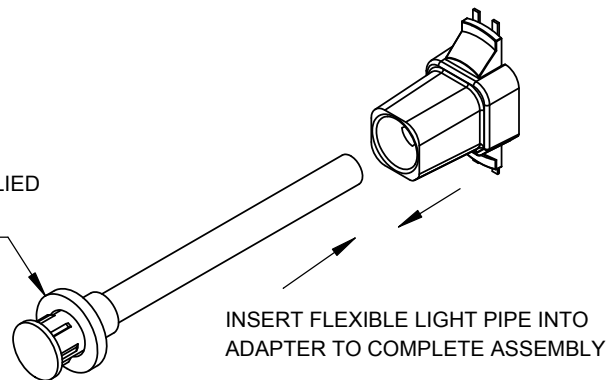
**PART NUMBER CONFIGURATOR**  
SEE SHEET 2 & 3 FOR ORDERING INFORMATION



**RECOMMENDED LENS MOUNTING HOLE**



OPTIONAL IP54 SPLASH GUARD APPLIED TO PANEL BEFORE INSERTING LENS CAP/FLP ASSEMBLY INTO PANEL



**CUSTOMER USE DRAWING**

STANDARD TOLERANCE (UNLESS OTHERWISE SPECIFIED)		 4 THOMAS, IRVINE, CA. 92618 TEL: (949) 951-8808 FAX: (949) 951-3974	
DECIMALS	ANGULAR		
.X ± .1	X° ± 1°	TITLE: FLP ASSEMBLY WITH SURFACE MOUNT ADAPTER, SMD LED, LC	
.XX ± .02			
.XXX ± .010			
DESIGNED: K. BARON	DATE: 08/21/19	DRAWING NO: SZ1-X.XX-XX-F4PX-X	REVISION: A
REVISED: N/A	DATE: N/A	SHEET SIZE A	CAGE CODE: 32559
CHECKED: A. VALDEZ	DATE: 08/21/19	SCALE: 2:1	SHEET # 1 OF 3

CAD GENERATED DOCUMENT, DO NOT MEASURE DRAWING

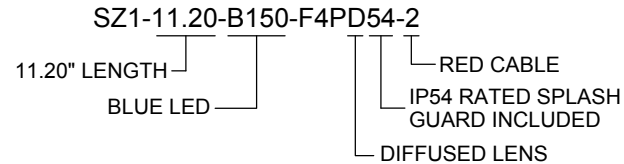
TABLE 1 - LENGTH	
LENGTH (L)*	TOLERANCE
1.00" - 16.00"	±0.05"
16.05" - 40.00"	±0.15"
40.05" - 80.00"	±0.30"
80.05" - 3,940.00"	±0.5%

\*AVAILABLE IN 0.05" INCREMENTS

TABLE 2 - LENS	
ORDER CODE	LENS APPEARANCE
(BLANK)	CLEAR
D	DIFFUSED
S	SMOKED
BE	TINTED BLUE
GN	TINTED GREEN
RD	TINTED RED
YW	TINTED YELLOW

TABLE 3 - CABLE	
ORDER CODE	CABLE COLOR
(BLANK)	BLACK
2	RED
4	YELLOW
5	GREEN
6	BLUE
9	WHITE

**ASSEMBLY SAMPLE PART NUMBER**



**ASSEMBLY INSTRUCTIONS TO ACHIEVE OPTIMUM FUNCTION OF SPLASH GUARD:**

- CLEAN PANEL SURFACE AROUND MOUNTING HOLE WITH ALCOHOL
- PEEL LINER OFF TOP OF THE SPLASH GUARD WHILE KEEPING SPLASH GUARD ON PLASTIC ROLL
- APPLY SPLASH GUARD TO PANEL HOLE AS CENTERED AS POSSIBLE AND PEEL PLASTIC LINER SLOWLY AWAY
- INSERT LIGHT PIPE INTO PANEL UNTIL SPLASH GUARD MATERIAL IS COMPRESSED BETWEEN LENS AND PANEL
- HOLD FOR A FEW SECONDS TO ENSURE ENTIRE SPLASH GUARD ADHERES TO PANEL AND LENS FLANGE SURFACE

**CUSTOMER USE DRAWING**

		<b>BIVAR</b> <sup>®</sup>	
<b>CAGE CODE:</b>	<b>32559</b>	<b>DRAWING NO:</b> SZ1-X.XX-XX-F4PX-X	<b>REVISION:</b> A
<b>SHEET SIZE:</b>	<b>A</b>	SCALE: 2:1	<b>SHEET # 2 OF 3</b>
<small>CAD GENERATED DOCUMENT, DO NOT MEASURE DRAWING</small>			

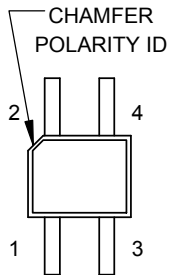
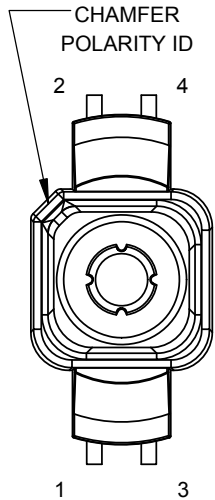
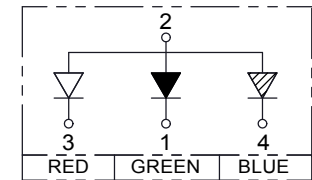
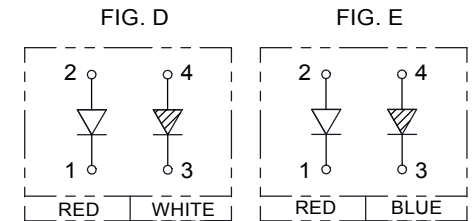
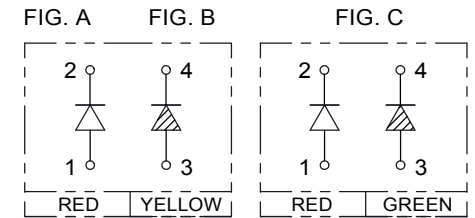
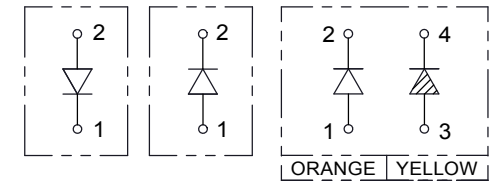


TABLE 4 - LED INFORMATION							Polarity Diagram
Order Code XX	Emitted Color	Peak Wave L.	Electro-Optical Data @20mA, 25°C			I <sub>v</sub> [mcd]	
		λ <sub>p</sub> [nm]	V <sub>f</sub> [V]				
		Chroma TYP	MIN	TYP	MAX		
R130	Red	640	1.7	2.0	2.5	130	FIGURE B
R480	Red	630	1.7	2.0	2.5	480	
A220	Amber	610	1.7	2.0	2.5	220	
O170	Orange	590	1.7	2.0	2.5	170	
Y50	Yellow	570	1.7	2.0	2.5	50	
G850	Green	520	2.8	3.2	3.7	850	
B150	Blue	465	2.8	3.2	3.7	150	
W305	White	X = 0.308 Y = 0.305	2.8	3.0	3.7	1750	
OY	Orange	590	1.7	2.0	2.5	190	FIGURE C
	Yellow	572	1.7	2.0	2.5	60	
RY	Red	640	1.7	2.0	2.5	110	FIGURE D
	Yellow	572	1.7	2.0	2.5	55	
RG	Red	640	1.7	2.0	2.5	200	FIGURE E
	Green	520	2.8	3.2	3.7	810	
RW	Red	630	1.7	2.0	2.5	130	FIGURE F
	White	X = 0.28 Y = 0.29	2.8	3.2	3.7	520	
RB	Red	650	1.7	2.0	2.5	80	FIGURE G
	Blue	465	2.8	3.2	3.7	150	
RGB	Red	643	1.7	2.0	2.5	95	FIGURE H
	Green	515	2.8	3.3	3.7	730	
	Blue	460	2.8	3.3	3.7	120	

Note: 10% Duty Cycle, Pulse Width ≤ 0.1msec for Peak I<sub>f</sub>.



**CUSTOMER USE DRAWING**

		<b>BIVAR</b> <sup>®</sup>	
CAGE CODE:	<b>32559</b>	DRAWING NO:	SZ1-X.XX-XX-F4PX-X
		REVISION:	<b>A</b>
SHEET SIZE:	<b>A</b>	SCALE:	2:1
		SHEET #	3 OF 3
CAD GENERATED DOCUMENT, DO NOT MEASURE DRAWING			