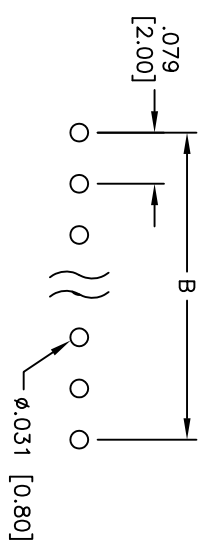
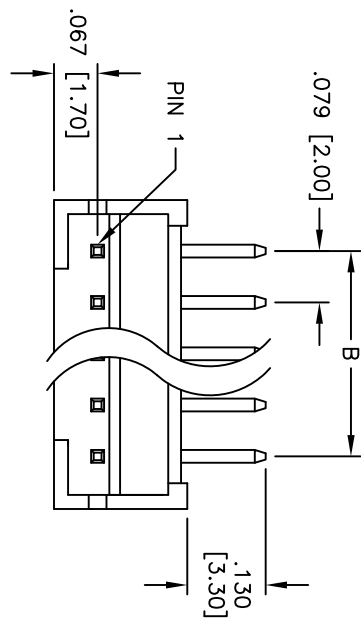
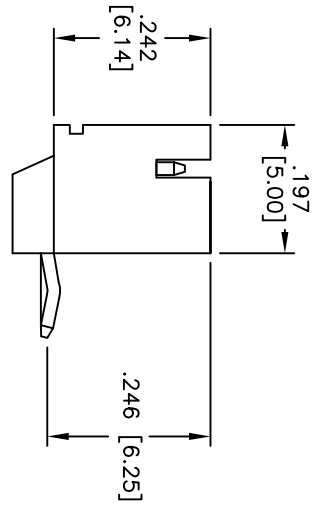
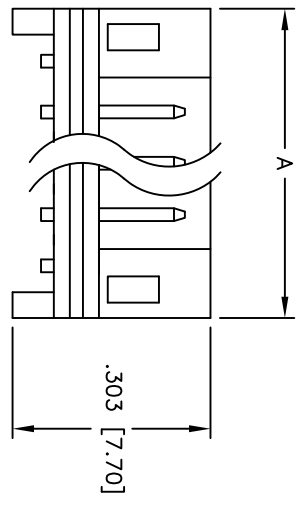


APPROVED: _____
 DATE: _____ TITLE: _____

Rev	AWO #	Description	Date	Appr
-		RELEASED	4/7/05	
A		UPDATED SPECS	7/12/17	



PCB LAYOUT



SPECIFICATIONS:
 Material: Insulator: Nylon 66, rated UL 94V-0
 Insulator color: White
 Contacts: Brass
 Plating: Tin over Copper underplate overall

Electrical:
 Operating voltage: 250 VAC max
 Current rating: 3 Amps max
 Contact resistance: 10 mohms max
 Insulation resistance: 1,000 Mohms min @ 500 VDC
 Dielectric withstanding voltage: 1,000 VAC for 1 minute
 Temperature Rating: Operating temperature: -25°C to +85°C
 Environmental: Lead free, RoHS compliant

Positions: 2 thru 15
 A = .079 [2.00] x No. of Positions + .075 [1.90]
 B = .079 [2.00] x No. of Spaces

UNLESS OTHERWISE SPECIFIED
 ALL DIMENSIONS ARE INCHES [MM]
 TOLERANCES: EXCEPT AS NOTED

INCHES	HOLES
.X ± .10	ØXX ± .10
.XX ± .020	ØXXX ± .015
.XXX ± .015	ØXXXX ± .010

APPROVALS: _____ DATE: _____

ADAM TECH
 909 Rahway Avenue, Union, NJ 07083
 Phone: 908-687-5000 Fax: 908-687-5710

TITLE: .079 [2.00] SHRROUDED HEADER
 RIGHT ANGLE, PCB

DRAWN	SS	4/7/05	SIZE	PART NO.	REV.
CHECKED			X	2SH-C-XX-TR	A
APPROVED			REF:	SCALE: NTS	SHEET 1 OF 1



6 5 4 3 2 1

6 5 4 3 2 1