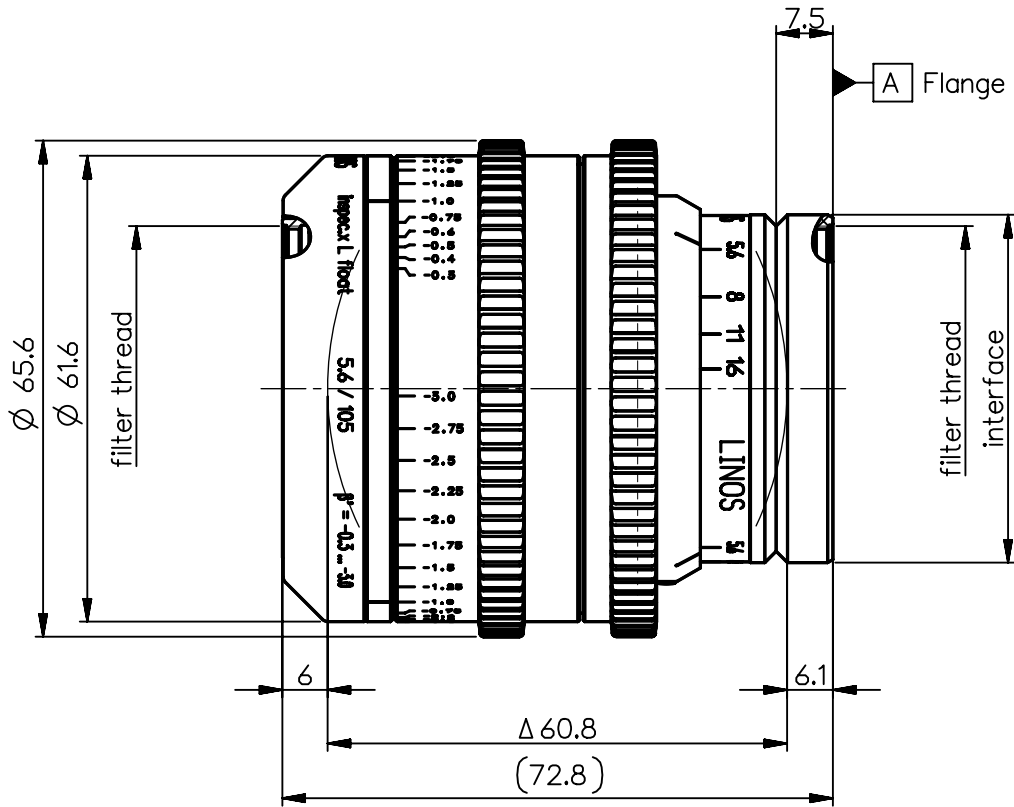
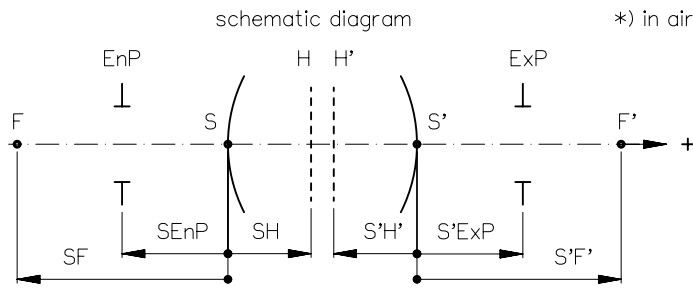


order number	lens name
0703-114-000-20	inspec.x L float 5.6/105



Specification		ON	7608-9091
image circle max. (mm)	82	working distance (mm)	99.6 - 417.5
focal length f' (mm)	105.5	interface	V-groove (Ø46 h7)
magnification β' [range]	-1 [-0.3 ... -3]	filter thread	M43x0.75 / M43x0.75
spectral range λ (nm)	400 - 750	weight (g)	440



design includes CCD cover glass:		yes 0.76mm D263		
SF (mm)	-71.1	f-stop	Ø EnP	Ø Exp
S'F' (mm) *	70.5	5.6	18.2	19.5
HH' (mm) *	-7.8	8	12.7	13.7
SH (mm)	34.4	11	9.3	9.9
S'H' (mm) *	-35.0	16	6.4	6.8
SEnP (mm)	27.1			
S'Exp (mm) *	-42.8			

NX PROTECTIVE NOTE "DIN ISO 16016" TO BE OBSERVED	EU-D	AL-T1A	US-D	US-ML	not export controlled	
	REV	ECC	DATE	APPROVED	PDM Status	
	c	14-0184	13.10.14	Schiffe	Freigabe	-
	d	15-0640	31.07.15	Bo ll		
			GENERAL TOLERANCE OF DIMENSION, FORM, POS.	SCALE	1:1	
			BASIC TOLERANCING PRINCIPLE	MATERIAL		
			FIRST ISSUE	TITLE		
			DATE	inspec.x L float 5.6/105		
			NAME			
			ISSUE	22.09.14 Schifferer		
			CHKD	22.09.14 Stauder		
				DRAWING NO.	0703-114-100-00-0001d	
				REPLACES		
DIN A 4	ALL DIMENSIONS ARE IN MM AND INCLUDE SURFACE TREATMENT				SHEET 1 OF 2	

β'	angle	working distance	Flange - Image
-0.3	22.60°	417.5	96.1
-0.5	16.14°	276.5	117.6
-0.75	8.08°	205.9	144.2
-1.0	0.00°	170.6	170.7
-2.0	32.28°	117.4	276.1
-3.0	64.56°	99.6	381.1

Working and flange focal distances for different magnifications

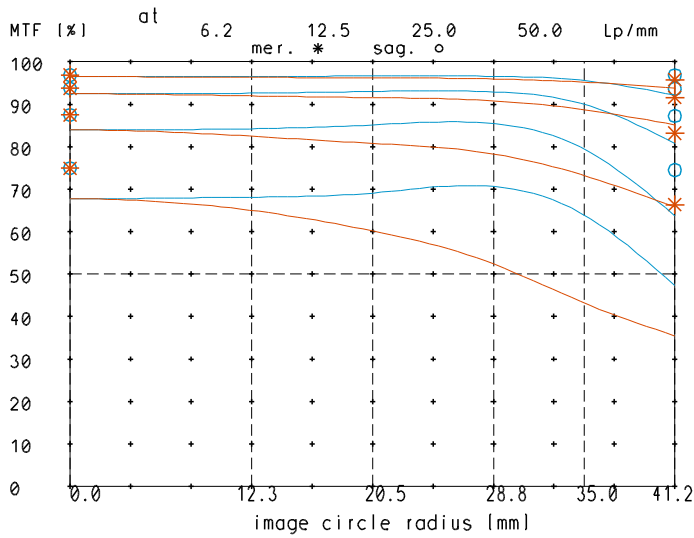
Parameters - DIN 58 405	
Number of teeth N	80
Module m	0.8
pitch circle d	64.0
angle of pressure	20°
reference profile	DIN 867

Parameters of the gear wheels

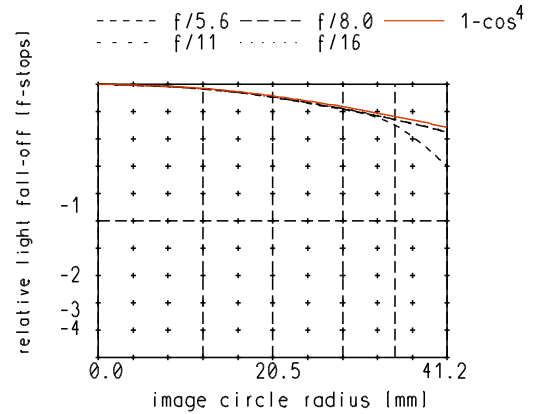
NX Schutzvermerk "DIN ISO 16016" beachten	EU-D		AL-T1A		US-D		US-ML		not export controlled			
							PDM-Status Freigabe		-			
	Rev.	Aenderung	Datum	Freigabe	zul. Abweichung für Mass, Form & Lage	Oberfläche	Maßstab					
	c	14-0184	23.09.14	Schiff e			Werkstoff					
	d	15-0640	31.07.15	Bo ll								
						Tolerierung		Benennung inspec.x L float 5.6/105				
						Erster-	Datum	Name				
						stellung	23.09.14	Schifferer				
						Prüfung	23.09.14	Stauder				
								Zeichnungsnummer			Blatt 2	
DIN A 4 Alle Maße in mm, inclusive Oberflächenbehandlung					0703-114-100-00-0002d			von 2				
							Ersatz für					

inspec.x_L_5.6/105_float

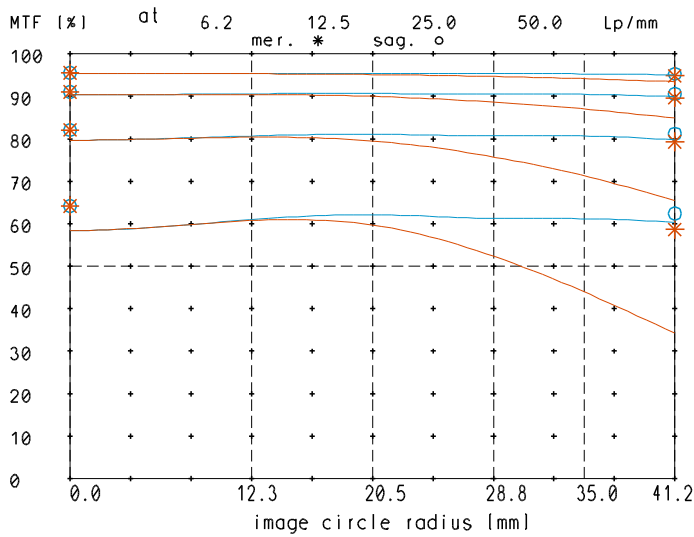
MTF at ratio -0.3 f/ 5.6



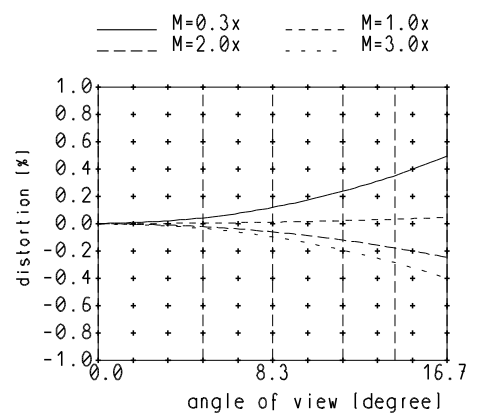
relative light fall-off at ratio -0.3



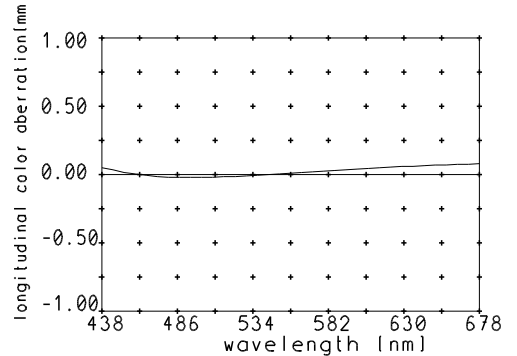
MTF at ratio -0.3 f/ 8.0



Distortion at ratio 0.3x to 3.0x



Longitudinal color aberration at ratio -0.3

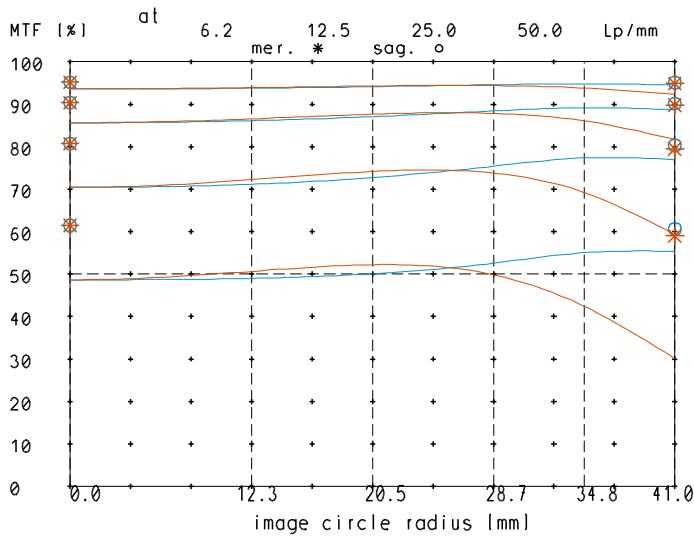


— sagittal. o Diffraction limited value
— meridional * Diffraction limited value

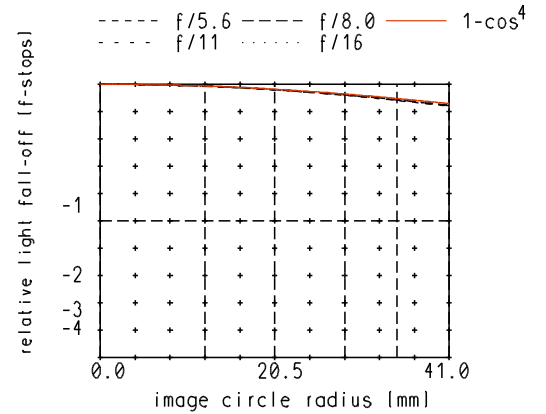
Named frequencies (line pairs/mm) in modular transfer function (MTF) as well as diagrams of relative light fall-off, distortion and longitudinal color aberration refer to film plane.

inspec.x_L_5.6/105_float

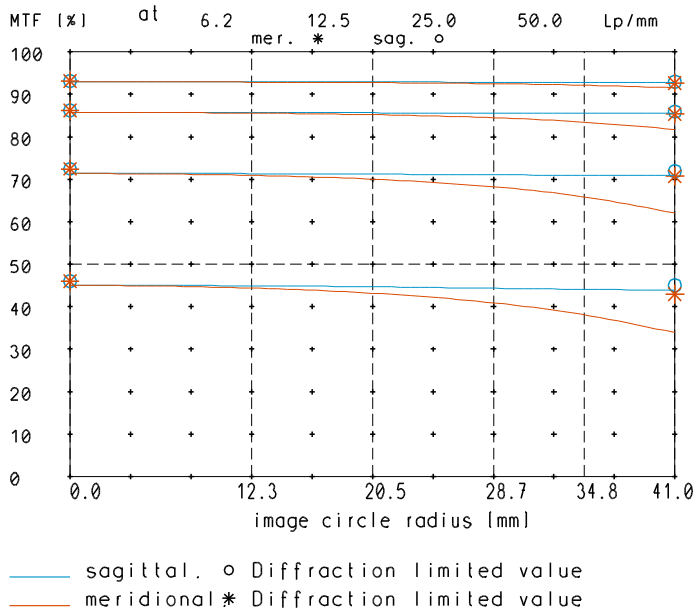
MTF at ratio -1.0 f/ 5.6



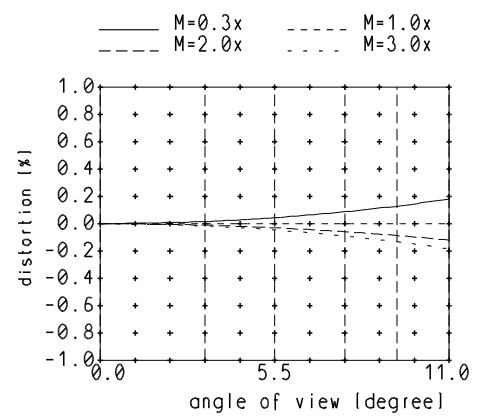
relative light fall-off at ratio -1.0



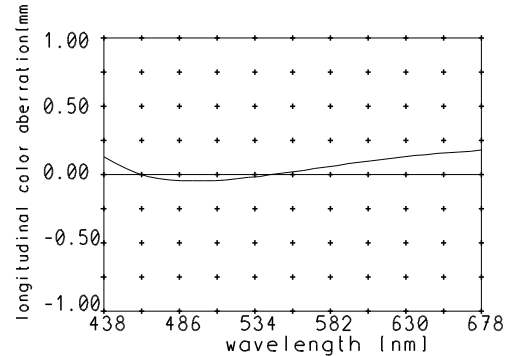
MTF at ratio -1.0 f/ 8.0



Distortion at ratio 0.3x to 3.0x



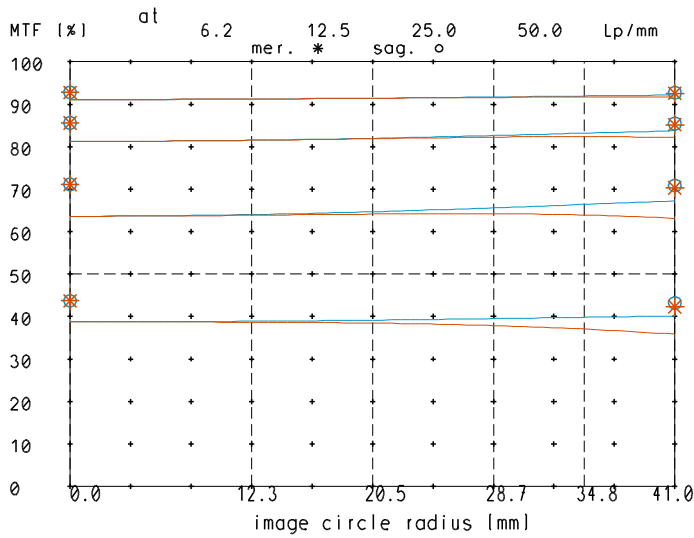
Longitudinal color aberration at ratio -1.0



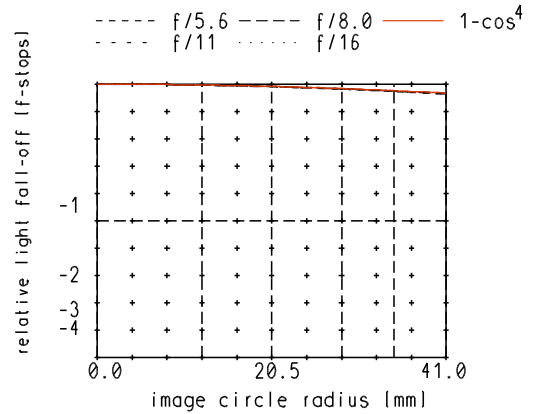
Named frequencies (line pairs/mm) in modular transfer function (MTF) as well as diagrams of relative light fall-off, distortion and longitudinal color aberration refer to film plane.

inspec.x_L_5.6/105_float

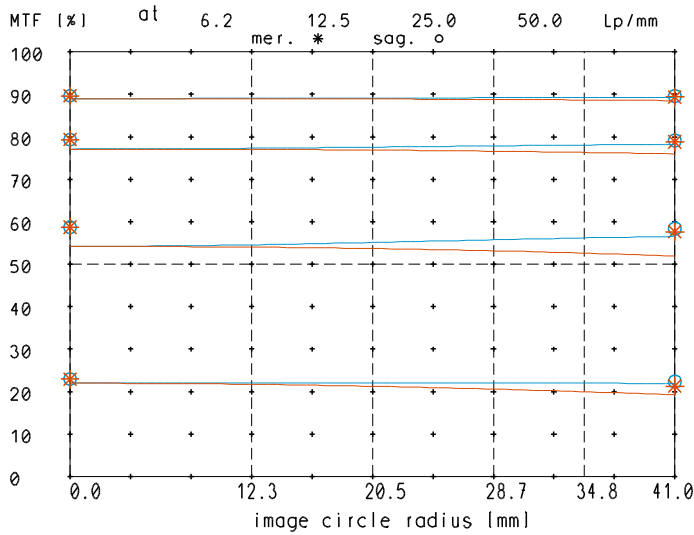
MTF at ratio -2.0 f/ 5.6



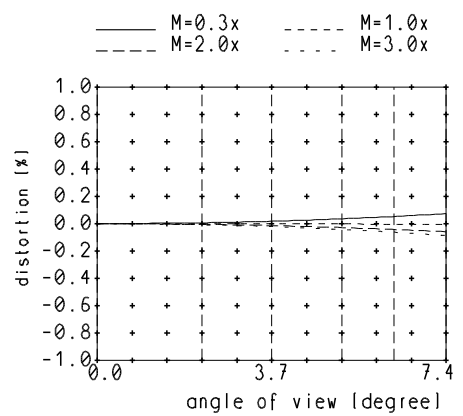
relative light fall-off at ratio -2.0



MTF at ratio -2.0 f/ 8.0

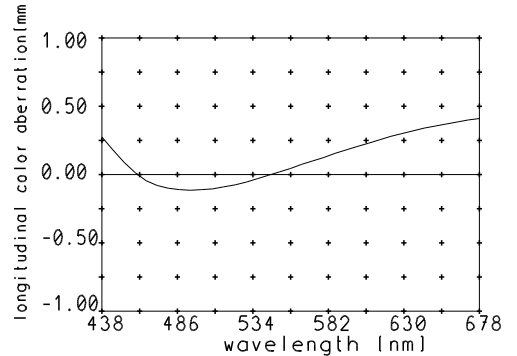


Distortion at ratio 0.3x to 3.0x



— sagittal. o Diffraction limited value
— meridional * Diffraction limited value

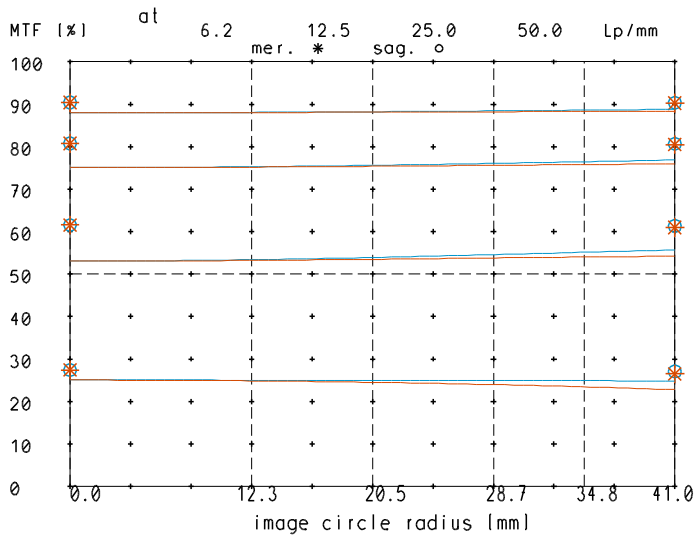
Longitudinal color aberration at ratio -2.0



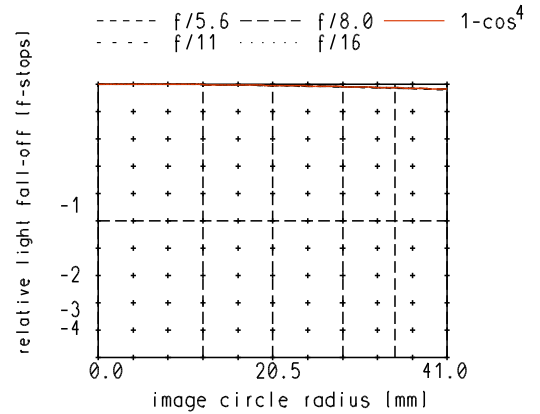
Named frequencies (line pairs/mm) in modular transfer function (MTF) as well as diagrams of relative light fall-off, distortion and longitudinal color aberration refer to film plane.

inspec.x_L_5.6/105_float

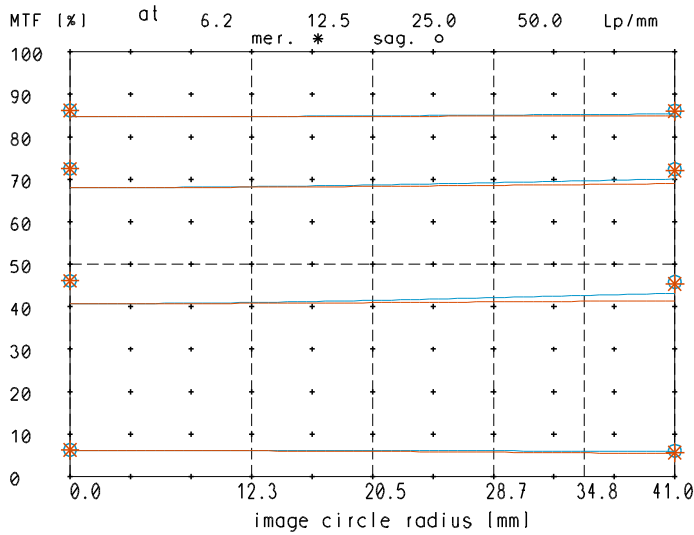
MTF at ratio -3.0 f/ 5.6



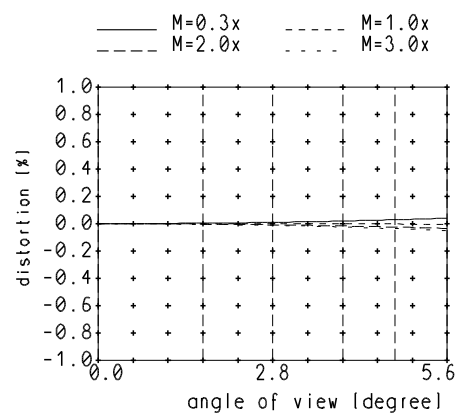
relative light fall-off at ratio -3.0



MTF at ratio -3.0 f/ 8.0

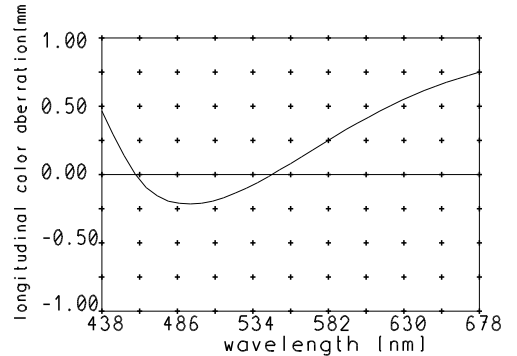


Distortion at ratio 0.3x to 3.0x



— sagittal. o Diffraction limited value
— meridional * Diffraction limited value

Longitudinal color aberration at ratio -3.0



Named frequencies (line pairs/mm) in modular transfer function (MTF) as well as diagrams of relative light fall-off, distortion and longitudinal color aberration refer to film plane.