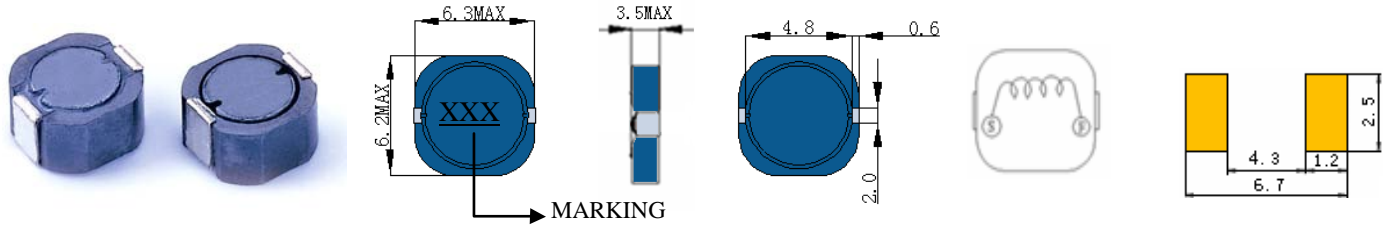


SC63CB

SMD POWER INDUCTORS



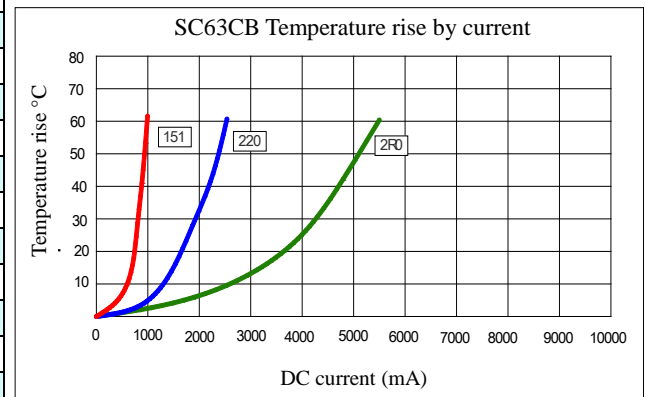
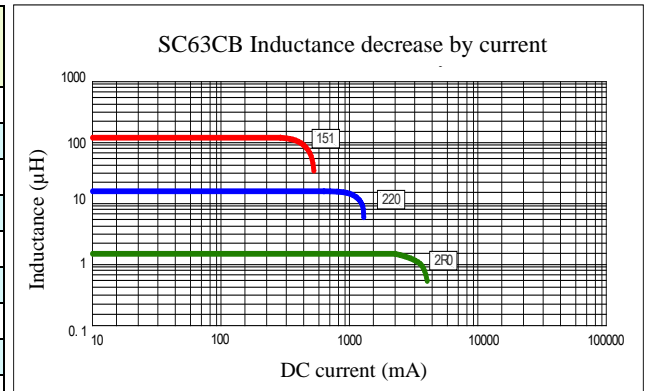
• Features

1. Magnetically shielded construction
2. LOW Profile (3.0mm max. height x 6.3mm square)
3. Low DC resistance makes this product very suitable for large current applications



CHARACTERISTICS

Part Number	Inductance (uH) (1)	Test Frequency	DC Resistance (Ω MAX) (2)	Saturation Current ⁽³⁾ (A)	Temperature Current ⁽⁴⁾ (A)
SC63CB-2R0	2.0	100KHZ	20m	3.00	4.00
SC63CB-2R7	2.7	100KHZ	23m	2.69	3.60
SC63CB-3R3	3.3	100KHZ	27m	2.57	3.24
SC63CB-4R7	4.7	100KHZ	33m	2.08	3.10
SC63CB-6R2	6.2	100KHZ	39m	1.84	2.85
SC63CB-8R2	8.2	100KHZ	45m	1.54	2.70
SC63CB-100	10	100KHZ	50m	1.49	2.56
SC63CB-120	12	100KHZ	65m	1.28	2.43
SC63CB-150	15	100KHZ	80m	1.10	2.18
SC63CB-180	18	100KHZ	85m	1.05	2.07
SC63CB-220	22	100KHZ	110m	0.97	1.75
SC63CB-270	27	100KHZ	146m	0.82	1.67
SC63CB-330	33	100KHZ	169m	0.76	1.50
SC63CB-390	39	100KHZ	198m	0.70	1.42
SC63CB-470	47	100KHZ	218m	0.68	1.34
SC63CB-560	56	100KHZ	268m	0.60	1.20
SC63CB-680	68	100KHZ	333m	0.56	1.02
SC63CB-820	82	100KHZ	436m	0.47	0.91
SC63CB-101	100	100KHZ	496m	0.45	0.86
SC63CB-151	150	100KHZ	691m	0.37	0.77



(1). Inductance tolerance for 2.0uH~8.2uH: $\pm 30\%$, for 10uH~150uH: $\pm 20\%$. Tested at 0.25V, 0ADC and 25°C

(2). DCR measured at 25°C.

(3). The DC current at which the inductance decreases by 30% from its initial value.

(4). The DC current that results in a 40°C temperature rise from 25°C ambient.

[Click here for QUANTITY PER REEL & PACKING INFORMATION](#)

Custom versions available upon request.

© 2019 Signal Transformer – Specification subject to change without notice. 12.19



belfuse.com/signal

128 Atlantic Avenue, Lynbrook, NY 11563
Toll Free 866-239-5777 • Tel 516-239-5777 • Fax 516-239-7208
Sales@signaltransformer.com • techhelp@signaltransformer.com