



November 2013

DFB2505 - DFB25100 Glass-Passivated Bridge Rectifiers

Features

- UL Certificate: # E258596
- Glass-Passivated Junction
- Ideal for Printed Circuit Board
- Reliable Low-Cost Construction
- Plastic Material has Underwriters Laboratory Flammability Classification 94V-0
- Surge Overload Rating: 350 A Peak
- High Case Dielectric Strength: 2500 V_{RMS}
- Isolated Voltage from Case to Lead: > 2500 V



TS-6P

Ordering Informations

| Part Number | Marking | Package | Packing Method |
|-------------|----------|----------|----------------|
| DFB2505 | DFB2505 | TS-6P 4L | Rail |
| DFB2510 | DFB2510 | | |
| DFB2520 | DFB2520 | | |
| DFB2540 | DFB2540 | | |
| DFB2560 | DFB2560 | | |
| DFB2580 | DFB2580 | | |
| DFB25100 | DFB25100 | | |

Absolute Maximum Ratings⁽¹⁾

Stresses exceeding the absolute maximum ratings may damage the device. The device may not function or be operable above the recommended operating conditions and stressing the parts to these levels is not recommended. In addition, extended exposure to stresses above the recommended operating conditions may affect device reliability. The absolute maximum ratings are stress ratings only. Values are at $T_A = 25^\circ\text{C}$ unless otherwise noted.

| Symbol | Parameter | Value | | | | | | | Unit |
|-----------------|--|-------------|-------------|-------------|-------------|-------------|-------------|--------------|---------------------------|
| | | DFB25 05 | DFB25 10 | DFB25 20 | DFB25 40 | DFB25 60 | DFB25 80 | DFB25 100 | |
| V_{RRM} | Maximum Recurrent Peak Reverse Voltage | 50 | 100 | 200 | 400 | 600 | 800 | 1000 | V |
| V_{RMS} | Maximum RMS Voltage | 35 | 70 | 140 | 280 | 420 | 560 | 700 | V |
| V_{DC} | Maximum DC Blocking Voltage | 50 | 100 | 200 | 400 | 600 | 800 | 1000 | V |
| $I_{(AV)}$ | Maximum Average Forward Rectified Current | 25 | | | | | | | A |
| I_{FSM} | Peak Forward Surge Current (8.3 ms Single Half-wave) | 350 | | | | | | | A |
| $R_{\theta JC}$ | Typical Thermal Resistance ⁽²⁾ | 4.75 | | | | | | | $^\circ\text{C}/\text{W}$ |
| T_J | Operating Temperature Range | -55 to +150 | | | | | | | $^\circ\text{C}$ |
| T_{STG} | Storage Temperature Range | -55 to +150 | | | | | | | $^\circ\text{C}$ |

Notes:

1. Single-phase, half-wave, 60 Hz, resistive or inductive load. For capacitive load, derate current by 20%.
2. Device mounted on 4 inch x 6 inch x 0.25 inch Al-plate heat sink.

Electrical Characteristics

Values are at $T_A = 25^\circ\text{C}$ unless otherwise specified.

| Symbol | Parameter | Conditions | Value | Unit |
|--------|---|---------------------------|-------|----------------------|
| V_F | Maximum Forward Voltage | 12.5 A | 1.0 | V |
| | Instantaneous Forward Voltage | 25 A | 1.1 | |
| I_R | Maximum DC Reverse Current at Rated DC Blocking Voltage | $T_A = 25^\circ\text{C}$ | 10 | μA |
| | | $T_A = 125^\circ\text{C}$ | 500 | |
| I^2t | Rating for fusing ($t < 8.3$ ms) | | 508 | A^2s |
| C_J | Typical Junction Capacitance per Leg ⁽³⁾ | | 110 | pF |

Note:

3. Measured at 1 MHz and applied reverse bias of 4.0 V DC.

Typical Performance Characteristics

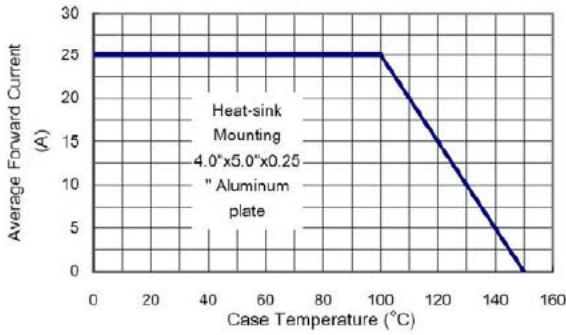


Figure 1. Maximum Derating Curve for Output Current

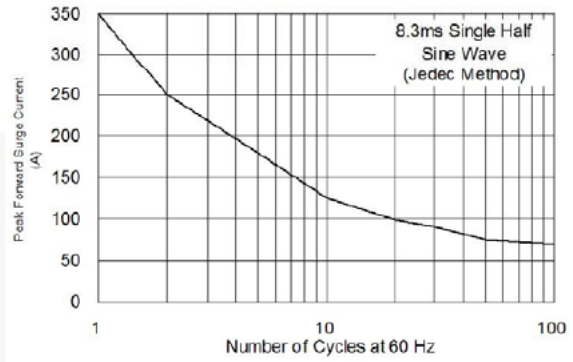


Figure 2. Maximum Forward Surge Current

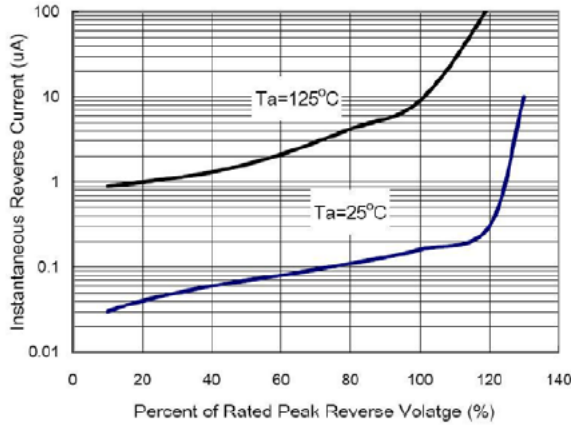


Figure 3. Typical Reverse Characteristics per Leg

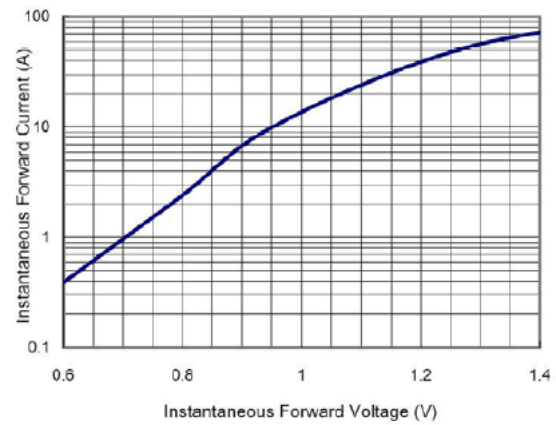


Figure 4. Typical Forward Characteristics per Leg

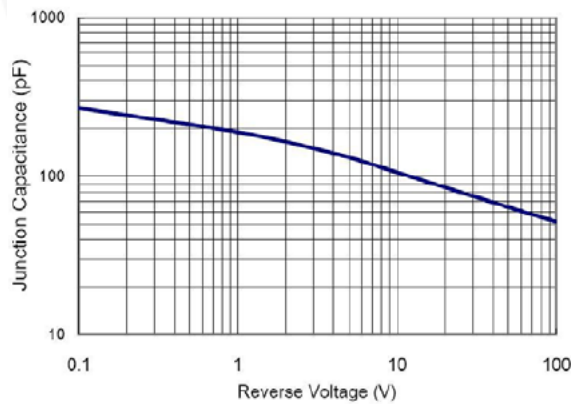
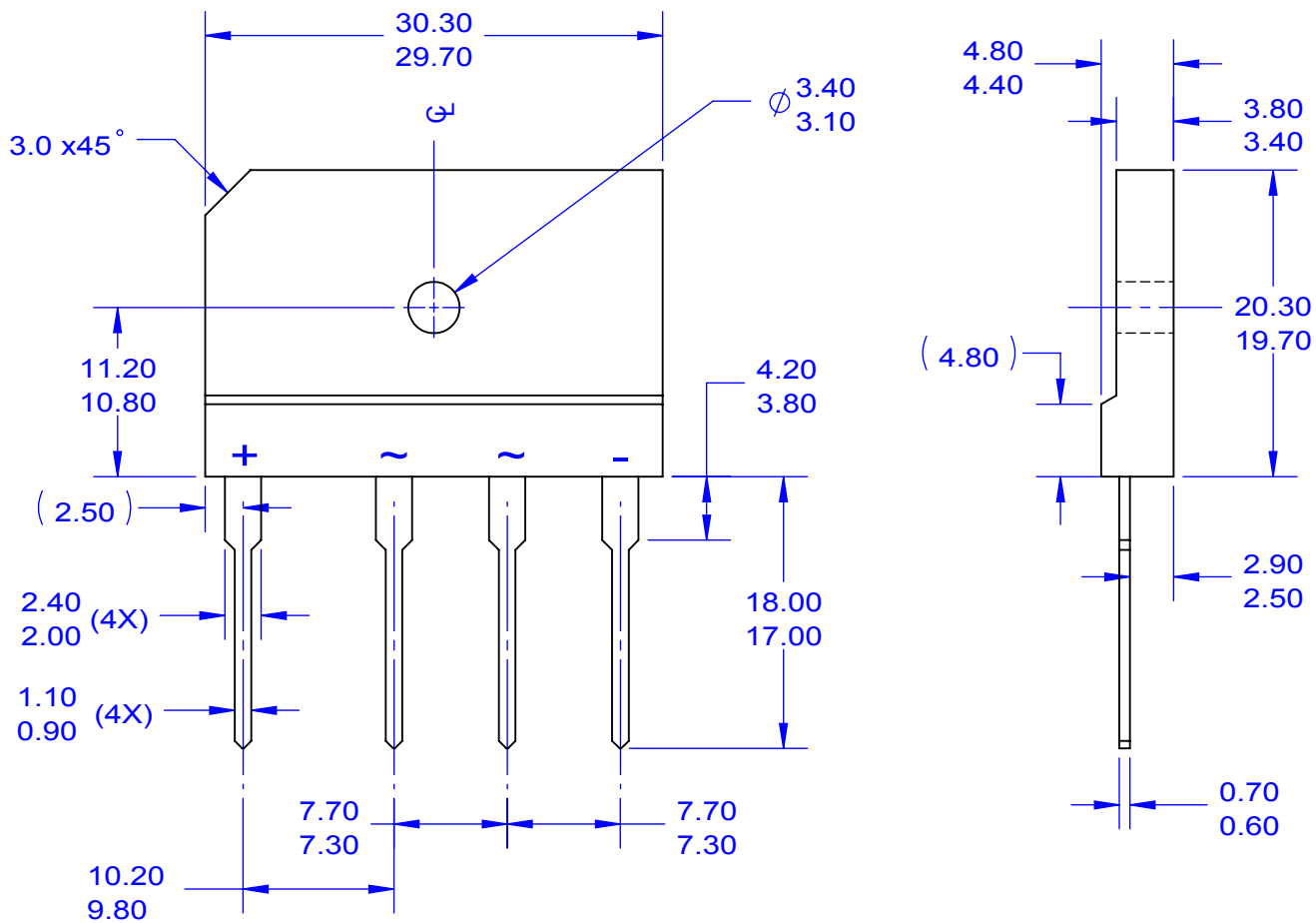


Figure 5. Typical Junction Capacitance



NOTES:

- A. THIS PACKAGE DOES NOT CONFORM TO ANY STANDARDS.
- B. ALL DIMENSIONS ARE IN MILLIMETERS.
- C. DIMENSIONS ARE EXCLUSIVE OF BURRS, MOLD FLASH AND TIE BAR PROTRUSIONS.
- D. DRAWING FILE NAME: TS6P04AREV2





TRADEMARKS

The following includes registered and unregistered trademarks and service marks, owned by Fairchild Semiconductor and/or its global subsidiaries, and is not intended to be an exhaustive list of all such trademarks.

- | | | | |
|--------------------------|--|---------------------------------------|------------------|
| AccuPower™ | F-PFS™ | OPTOPLANAR® | SYSTEM GENERAL® |
| AttitudeEngine™ | FRFET® | Power Supply WebDesigner™ | TinyBoost® |
| Awinda® | Global Power Resource SM | PowerTrench® | TinyBuck® |
| AX-CAP®* | GreenBridge™ | PowerXS™ | TinyCalc™ |
| BitSiC™ | Green FPS™ | Programmable Active Droop™ | TinyLogic® |
| Build it Now™ | Green FPS™ e-Series™ | QFET® | TINYOPTO™ |
| CorePLUS™ | Gmax™ | QS™ | TinyPower™ |
| CorePOWER™ | GTO™ | Quiet Series™ | TinyPWM™ |
| CROSSVOL™ | IntelliMAX™ | RapidConfigure™ | TinyWire™ |
| CTL™ | ISOPLANAR™ | Saving our world, 1mW/W/kW at a time™ | TranSiC™ |
| Current Transfer Logic™ | Making Small Speakers Sound Louder and Better™ | SignalWise™ | TriFault Detect™ |
| DEUXPEED® | MegaBuck™ | SmartMax™ | TRUECURRENT®* |
| Dual Cool™ | MICROCOUPLER™ | SMART START™ | μSerDes™ |
| EcoSPARK® | MicroFET™ | Solutions for Your Success™ | UHC® |
| EfficientMax™ | MicroPak™ | SPM® | Ultra FRFET™ |
| ESBC™ | MicroPak2™ | STEALTH™ | UniFET™ |
| F [®] | MillerDrive™ | SuperFET® | Vcx™ |
| Fairchild® | MotionMax™ | SuperSOT™-3 | VisualMax™ |
| Fairchild Semiconductor® | MotionGrid® | SuperSOT™-6 | VoltagePlus™ |
| FACT Quiet Series™ | MTi® | SuperSOT™-8 | XST™ |
| FACT® | MTx® | SupreMOS® | Xsens™ |
| FastvCore™ | MVN® | SyncFET™ | 仙童® |
| FETBench™ | mWSaver® | Sync-Lock™ | |
| FPS™ | OptoHiT™ | | |
| | OPTOLOGIC® | | |

* Trademarks of System General Corporation, used under license by Fairchild Semiconductor.

DISCLAIMER

FAIRCHILD SEMICONDUCTOR RESERVES THE RIGHT TO MAKE CHANGES WITHOUT FURTHER NOTICE TO ANY PRODUCTS HEREIN TO IMPROVE RELIABILITY, FUNCTION, OR DESIGN. TO OBTAIN THE LATEST, MOST UP-TO-DATE DATASHEET AND PRODUCT INFORMATION, VISIT OUR WEBSITE AT [HTTP://WWW.FAIRCHILDSEMI.COM](http://www.fairchildsemi.com). FAIRCHILD DOES NOT ASSUME ANY LIABILITY ARISING OUT OF THE APPLICATION OR USE OF ANY PRODUCT OR CIRCUIT DESCRIBED HEREIN; NEITHER DOES IT CONVEY ANY LICENSE UNDER ITS PATENT RIGHTS, NOR THE RIGHTS OF OTHERS. THESE SPECIFICATIONS DO NOT EXPAND THE TERMS OF FAIRCHILD'S WORLDWIDE TERMS AND CONDITIONS, SPECIFICALLY THE WARRANTY THEREIN, WHICH COVERS THESE PRODUCTS.

AUTHORIZED USE

Unless otherwise specified in this data sheet, this product is a standard commercial product and is not intended for use in applications that require extraordinary levels of quality and reliability. This product may not be used in the following applications, unless specifically approved in writing by a Fairchild officer: (1) automotive or other transportation, (2) military/aerospace, (3) any safety critical application – including life critical medical equipment – where the failure of the Fairchild product reasonably would be expected to result in personal injury, death or property damage. Customer's use of this product is subject to agreement of this Authorized Use policy. In the event of an unauthorized use of Fairchild's product, Fairchild accepts no liability in the event of product failure. In other respects, this product shall be subject to Fairchild's Worldwide Terms and Conditions of Sale, unless a separate agreement has been signed by both Parties.

ANTI-COUNTERFEITING POLICY

Fairchild Semiconductor Corporation's Anti-Counterfeiting Policy. Fairchild's Anti-Counterfeiting Policy is also stated on our external website, www.fairchildsemi.com, under Terms of Use

Counterfeiting of semiconductor parts is a growing problem in the industry. All manufacturers of semiconductor products are experiencing counterfeiting of their parts. Customers who inadvertently purchase counterfeit parts experience many problems such as loss of brand reputation, substandard performance, failed applications, and increased cost of production and manufacturing delays. Fairchild is taking strong measures to protect ourselves and our customers from the proliferation of counterfeit parts. Fairchild strongly encourages customers to purchase Fairchild parts either directly from Fairchild or from Authorized Fairchild Distributors who are listed by country on our web page cited above. Products customers buy either from Fairchild directly or from Authorized Fairchild Distributors are genuine parts, have full traceability, meet Fairchild's quality standards for handling and storage and provide access to Fairchild's full range of up-to-date technical and product information. Fairchild and our Authorized Distributors will stand behind all warranties and will appropriately address any warranty issues that may arise. Fairchild will not provide any warranty coverage or other assistance for parts bought from Unauthorized Sources. Fairchild is committed to combat this global problem and encourage our customers to do their part in stopping this practice by buying direct or from authorized distributors.

PRODUCT STATUS DEFINITIONS

Definition of Terms

| Datasheet Identification | Product Status | Definition |
|--------------------------|-----------------------|---|
| Advance Information | Formative / In Design | Datasheet contains the design specifications for product development. Specifications may change in any manner without notice. |
| Preliminary | First Production | Datasheet contains preliminary data; supplementary data will be published at a later date. Fairchild Semiconductor reserves the right to make changes at any time without notice to improve design. |
| No Identification Needed | Full Production | Datasheet contains final specifications. Fairchild Semiconductor reserves the right to make changes at any time without notice to improve the design. |
| Obsolete | Not In Production | Datasheet contains specifications on a product that is discontinued by Fairchild Semiconductor. The datasheet is for reference information only. |