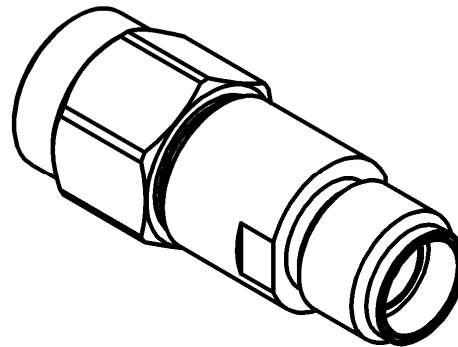
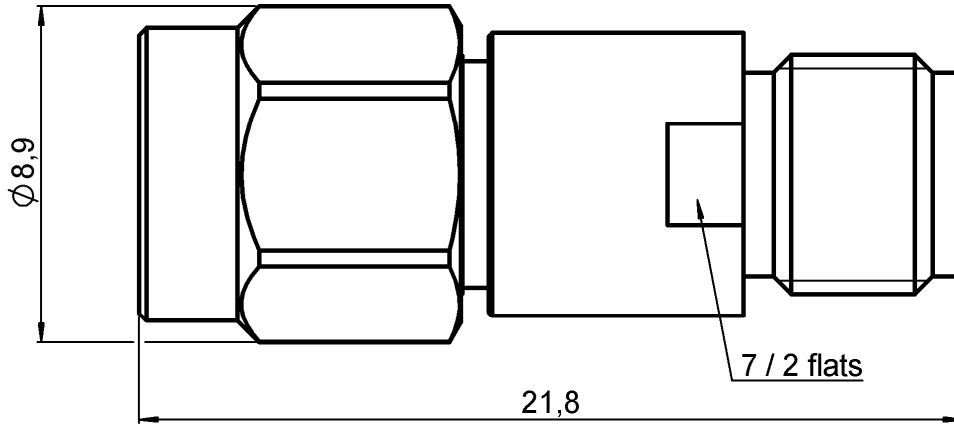


SMA ATTENUATOR
3 DB 4GHZ 2W

R413.803.115
Series : ATTENUATOR



SCALE 1:1

All dimensions are in mm.



COMPONENTS	MATERIALS	PLATING(μm)
BODY	STAINLESS STEEL	
MALE CENTER CONTACT	BERYLLIUM COPPER	GOLD 2.5 OVER NICKEL 1
FEMALE CENTER CONTACT	BERYLLIUM COPPER	GOLD 2.5 OVER NICKEL 1
OUTER CONTACT		
INSULATOR	PTFE	
GASKET	SILICONE RUBBER	
SUBSTRATE	ALUMINA	
RESISTOR	THIN FILM	
OTHERS PARTS		

Issue : 0838 A

In the effort to improve our products, we reserve the right to make changes judged to be necessary.

RADIALL 

SMA ATTENUATOR**3 DB 4GHZ 2W****R413.803.115**Series : **ATTENUATOR****ELECTRICAL CHARACTERISTICS**

Frequency (GHz)	DC - 4
V.S.W.R (≤)	1.15
Deviation(±dB)	0.3

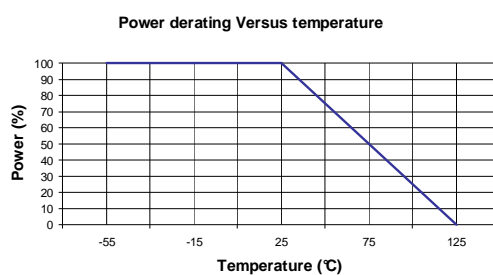
Operating Frequency Range	DC - 4	GHz
Impedance	50	Ω
Nominal Attenuation	3	dB
Peak power at 25°C (1μs, 1%)	100	W
Average power at 25°C	2	W (Free Air Cooled)
		W (Conduction Cooled)

MECHANICAL CHARACTERISTICS

Connectors	SMA	Male Female	MIL-C 39012
Weight	5,1470 g		

ENVIRONMENTAL CHARACTERISTICS

Operating temperature range	-55 /+125 °C
Storage temperature range	-55 /+125 °C

**SPECIFICATION****OTHER CHARACTERISTICS****Issue : 0838 A**

In the effort to improve our products, we reserve the right to make changes judged to be necessary.

RADIALL 