

**Chip Bead ABNQ Series**

**Automotive  
AEC-Q200**

RoHS Compliant  
Halogen Free  
REACH Compliant



Noise  
Suppression

Shield

Multilayer

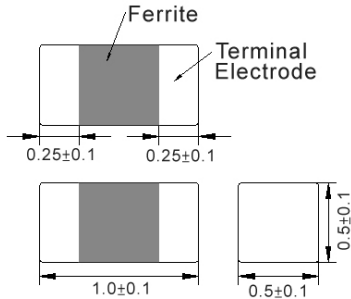
Ferrite

High speed  
Signal line

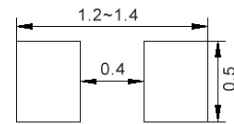
**Part Numbering**

A	BNQ	00	100505	121	Y	00
Grade	Series Name	Control Code	Dimensions Code (mm)	Impedance (Ω)	Tolerance	Internal Code
			100505 1.0x0.5x0.5	600 60	Y ±25%	
			160808 1.6x0.8x0.8	121 120		
				102 1000		

This specification applies to Multilayer Chip ferrite Bead for Automotive Electronics based on AEC-Q200 except for Power train and Safety.

**ABNQ00100505 Type**
**■ Dimensions**


unit:mm

**■ Recommended Land Pattern**


unit:mm

**■ Electrical Characteristics**

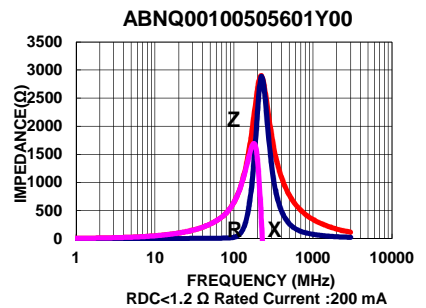
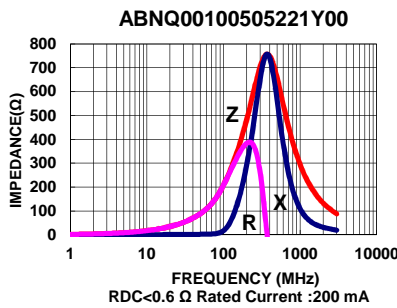
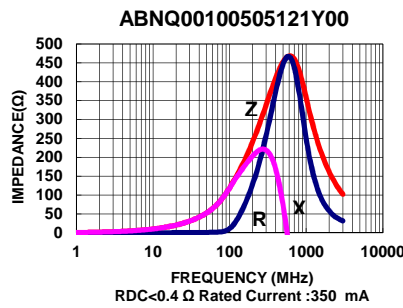
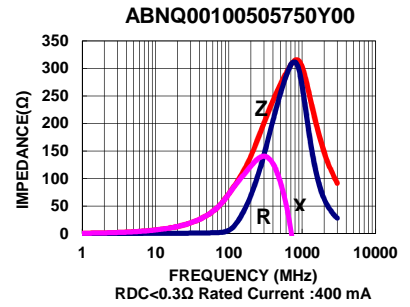
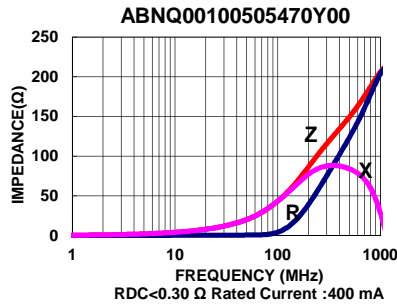
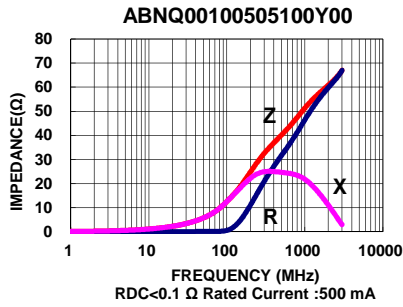
Part No.	Impedance (Ω)	Test Freq.	RDC (Ω)Max.	Rated Current (mA)Max.
ABNQ00100505100Y00	10	100 MHz,200 mV	0.10	500
ABNQ00100505470Y00	47	100 MHz,200 mV	0.30	400
ABNQ00100505750Y00	75	100 MHz,200 mV	0.30	400
ABNQ00100505121Y00	120	100 MHz,200 mV	0.40	350
ABNQ00100505221Y00	220	100 MHz,200 mV	0.60	200
ABNQ00100505601Y00	600	100 MHz,200 mV	1.20	200

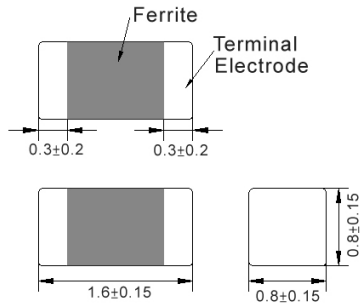
**Note: When ordering, please specify tolerance code. Tolerance: Y=±25%**

1. Operating temperature range - 55°C ~ 125°C
2. Rate Current : Applied the current to coils, the temperature rise shall not be more than 30°C
3. Measure Equipment:  
 Z: HP4291A  
 RDC: HP4338B or CHEN HWA 502

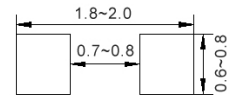
**ABNQ00100505 Type**

**Characteristics Graph**



**ABNQ00160808 Type**
**■ Dimensions**


unit:mm

**■ Recommended Land Pattern**


unit:mm

**■ Electrical Characteristics**

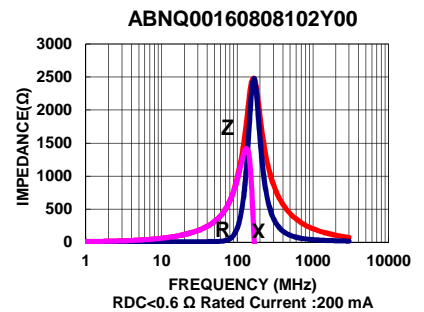
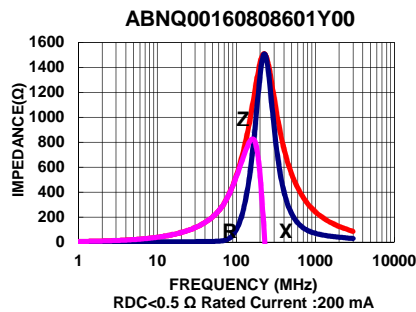
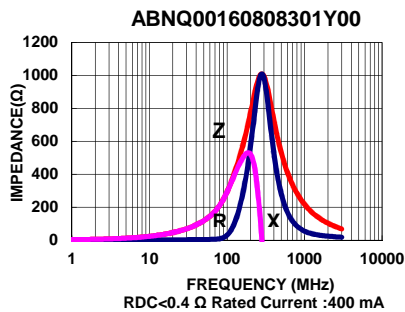
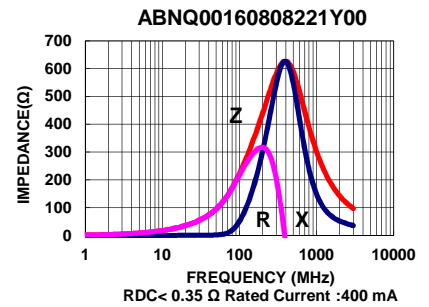
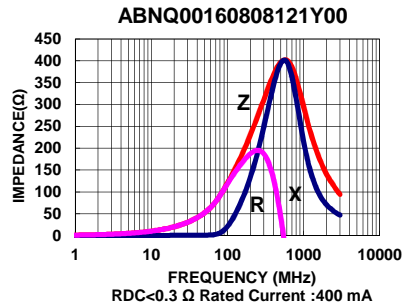
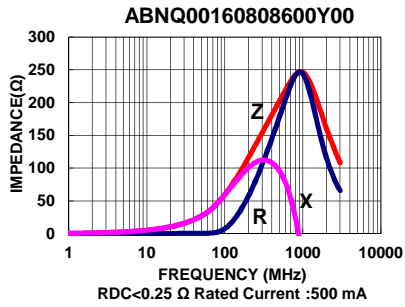
Part No.	Impedance (Ω)	Test Freq.	RDC (Ω)Max.	Rated Current (mA)Max.
ABNQ00160808600Y00	60	100 MHz,200 mV	0.25	500
ABNQ00160808121Y00	120	100 MHz,200 mV	0.30	400
ABNQ00160808221Y00	220	100 MHz,200 mV	0.35	400
ABNQ00160808301Y00	300	100 MHz,200 mV	0.40	400
ABNQ00160808601Y00	600	100 MHz,200 mV	0.50	200
ABNQ00160808102Y00	1000	100 MHz,200 mV	0.60	200

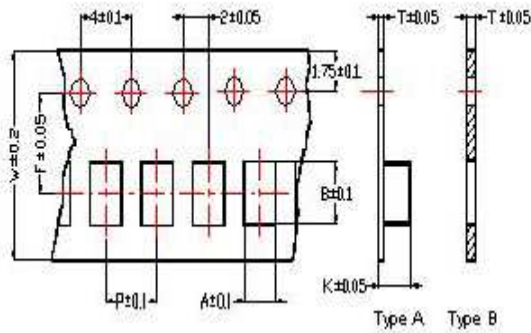
**Note: When ordering, please specify tolerance code. Tolerance: Y=±25%**

1. Operating temperature range - 55°C ~ 125°C
2. Rate Current : Applied the current to coils, the temperature rise shall not be more than 30°C
3. Measure Equipment:  
 Z: HP4291A  
 RDC: HP4338B or CHEN HWA 502

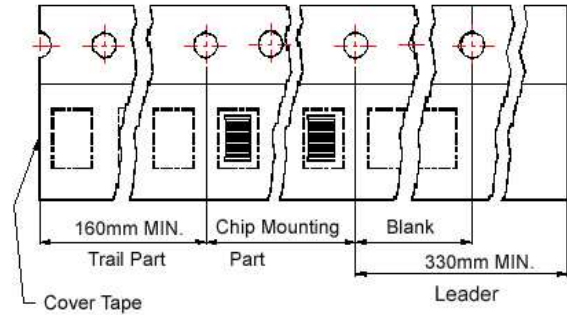
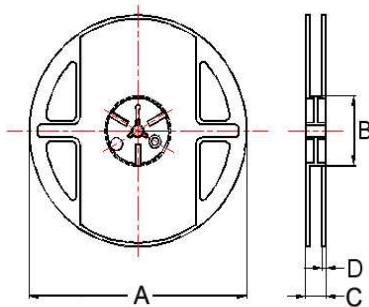
**ABNQ00160808 Type**

**Characteristics Graph**



**■ Packaging**
**Tape Dimensions**

**Tape Material**

Carrier Tape: Polycarbonate (Tape A)  
 Carrier Tape: Paper (Tape B)  
 Cover Tape: Polystyrene


**Reel Dimensions**

**Dimensions in mm**

TYPE	Tape Dimensions								Reel Dimensions				Quantity PCS / Reel
	A	B	T	W	P	F	K	Tape	A	B	C	D	
ABNQ00100505	0.62	1.12	0.60	8	2	3.5	-	B	178	60	12	2	10000
ABNQ00160808	1.05	1.85	0.95	8	4	3.5	-	B	178	60	12	2	4000